



Left to Right: **Cardiothoracic Anesthesiologists –
Lateef Opabola, MD, Albert Robinson III, MD,
& Yenabi Keflemariam, MD**

(Photo credit: courtesy of Steve Robicsek, MD)

Inside:
Spotlight on Diversity page 2

Our mission is to provide an environment that develops great physician leaders through education, research, innovation and the care of our patients and each other.


WHAT'S INSIDE

Spotlight on Diversity	2
Education	3
Research	7
People	13
Clinical	16
Fundraising	16
Annual Dues Statement	16



Like us on facebook!

To keep up-to-date with happenings in Anesthesiology at UF, please email Corey Astrom at webmaster@anest.ufl.edu.



MESSAGE FROM THE CHAIR



Greetings from the Department of Anesthesiology.

Discounting time, leadership endures as our most valuable asset here at the University of Florida, and perhaps in your practice too. At the Department of Anesthesiology, we have begun to embrace a continuum of leadership by offering leadership training using the right curricula at the appropriate career stage and I would like to give you some highlights of what has been going on. In a new program, Dr. Christopher Giordano, Associate Professor of Anesthesiology, has created a curriculum for residents to learn the fundamentals of leadership using a book club as a venue to explore different philosophies and implementation of leadership. Each month, the department purchases fifty copies of a leadership book (e.g., *Tribal Leadership*, *Contrarian's Guide to Leadership*, *Endurance*, etc.) that discuss experiences in leading different types of groups under various types of conditions such as daily university life, turning around failing hospitals, survival in the Antarctic, and others. Residents meet at Dr. Giordano's home every month and special guests are invited to review the lessons, leadership style, human psychology of leadership/followership, and other issues of each book. To my knowledge, this class is singular at UF; an extremely welcome addition in the development of the next

generation of healthcare leaders. The six competency pillars of any ACGME-approved residency are: patient care, medical knowledge, practice-based learning and improvement, systems-based practice, professionalism, and interpersonal skills and communications. We still


(continued on next page)

MESSAGE FROM THE CHAIR *(continued)*

teach all six of these and even how to intubate a patient! Now, we also educate the residents on leadership, as well. In another program for residents, faculty, and staff, Scott Sumner, Director of Anesthesiology following Mike Nyland's retirement, has introduced the department to varying styles of communication and behavior in leadership and with colleagues. We are now using the DiSC assessment, which is essentially founded on the perception of one's environment (favorable/unfavorable) and one's ability to influence that environment (influence/not influence). It was developed by the faculty psychologist William Martson (aka Charles Moulton) who also invented the polygraph test and the comic book hero Wonder Woman. This self-assessment and training allows one to communicate more effectively with those who might view the world differently from you. For those who would like more information about DiSC, please contact Scott Sumner at sumner@anest.ufl.edu. In a third program, for faculty, we continue to develop leaders to take on roles in the University and for our profession. Some of the offerings include the UF Leadership Academy, the UF Provost's Academic Administrators Seminar Series, Leadership Development for Physicians in Academic Health Centers at Harvard University, and others. From all that we have happening here in the department, you can see that we believe that leadership in day-to-day activities, throughout the institution, and across the nation is important for anesthesiologists and the University of Florida. To that end, we aim to offer the best physician leaders possible in the years to come. Here at the department, we would like to hear more from you and your success over the years since your graduation to practice.

If you email Corey Astrom at webmaster@anest.ufl.edu, we would be very glad to learn about your adventures and add more information to an alumni section in future newsletters.

Thank you for taking the time to read this newsletter and learn about what is happening in anesthesiology at the University of Florida. You can keep up with us by Facebooking us at [facebook.com/ufanesthesiology](https://www.facebook.com/ufanesthesiology) or on our webpage at <http://anest.ufl.edu/>.



FEATURED

SPOTLIGHT ON DIVERSITY: HELPING TO ENSURE A MORE DIVERSE HEALTH WORKFORCE FOR TOMORROW

Two fellowship graduates make history at The University of Florida Department of Anesthesiology!

By: Christina E. Carey and Albert R. Robinson, III, MD

Congratulations to Drs. Yenabi Keflemariam and Lateef Opabola for becoming the first African-Americans to complete the accredited Adult Cardiothoracic Anesthesia Fellowship Program at the UF COM Department of Anesthesiology!

Cardiothoracic Anesthesiologists

On August 31, 2016, Lateef Opabola, MD, and Yenabi Keflemariam, MD, became the first African-American men to complete the Adult Cardiothoracic Anesthesia Fellowship Program since its accreditation in 2008 by the Accreditation Council for Graduate Medical Education (ACGME). Although they come from completely different backgrounds, they both knew becoming a doctor was their dream.

Lateef Opabola, MD, a New York native, lived with his Nigerian father, a computer engineer, and his mother, a microbiologist, as well as his older brother and younger sister. He graduated with a Bachelor of Science from the University of Florida (UF) in nutritional sciences, earned his medical degree from Ross University in Dominica, and studied internal medicine at Maimonides Medical Center in Brooklyn, NY, during his internship year. He completed his anesthesiology residency with the "Gator Nation" and most recently completed his cardiothoracic anesthesiology fellowship.

Dr. Opabola's parents heavily influenced his path to medical school, encouraging him to focus on his math and science classes from a young age. In high school, he shadowed an anesthesiologist at a community hospital and fell in love with the specialty. "I loved the way anesthesiology blended elements of surgery and medicine," said Dr. Opabola. Becoming a doctor was always his dream and he never thought of having a back-up plan. Dr. Opabola was very fortunate in earning a scholarship to attend UF from the hospital where he volunteered in high school.

He chose to pursue an adult cardiac anesthesiology fellowship program partly because many of the anesthesiologists he admired were cardiac trained. Dr. Opabola respected their competence and wanted to be a very proficient doctor, similar to the ones he admired.

Recently, Dr. Opabola became a Testamur after successfully passing the examination of Special Competence in Advanced Perioperative Transesophageal Echocardiography (PTEeXAM) and is in the process of applying for Advance PTEeXAM Certification from the National Board of Echocardiography. He is now practicing medicine at Ocala Regional Medical Center in Ocala, FL.

Yenabi Keflemariam, MD, comes from a family originally from Eritrea, a North-East African country; he was born in Oklahoma and raised in Houston, TX. Dr. Keflemariam graduated with a Bachelor of Arts focused in Plan II Honors/Pre-Medicine from the University of Texas at Austin and received his medical degree from Baylor College of Medicine in Houston. He joined the UF Department of Anesthesiology after being elected "Anesthesiology Intern of the Year" and subsequently Chief Resident while completing his residency training at Louisiana State University Health Science Center, where he also completed his anesthesiology residency in Shreveport. Most recently, he completed his cardiothoracic anesthesiology fellowship at the UF Department of Anesthesiology.

Dr. Keflemariam chose the medical route because of his infatuation with the human body and anatomy, his passion for helping people, and his desire for not working in a routine environment. "Given that my parents were accustomed to a certain stability with work, I was more inclined to seek a career that would potentially give me a different experience every day at work," said Dr. Keflemariam. His father has a PhD in agricultural engineering and his mother is Senior Staff in the Department of Immunology and Biology at the University of Texas.

Dr. Keflemariam's first experience in the operating room was during a surgery rotation where he realized that the person behind the drapes — the anesthesiologist — was seemingly the happiest in the room, which led him to exploring electives in the field. He enjoyed the rotations so much that he decided to pursue a career in anesthesiology. He heard about how great UF's medical school and anesthesiology department were from one of his attendings during residency at Louisiana State University and he expressed how privileged he would be to attend.

SPOTLIGHT ON DIVERSITY (continued)

Dr. Keflemariam also recently became a Testamur after successfully passing the examination of Special Competence in Advanced PTEeXAM and is in the process of applying for Advance PTEeXAM Certification from the National Board of Echocardiography. Dr. Keflemariam is practicing at Valley Baptist Health System in Harlingen, TX.

"While we recognize all aspects of diversity, this is a tremendous accomplishment by these two young men and I congratulate them," said Dr. Albert R. Robinson III, MD, Assistant Dean of the UF COM Office for Diversity and Health Equity and Associate Professor of Anesthesiology. "The underrepresented in medicine, especially African-American males, remains a huge problem that senior medical schools' administrations and hospital executives across the country must continue to address. They must also endeavor to enlarge physician diversity in medical specialties with low representations of African-Americans and Hispanics if any gains are to be made in helping to reduce healthcare disparities."

The Association of American Medical Colleges, (AAMC) definition of those underrepresented in medicine includes African-Americans, Hispanic or Latinos, American-Indians, Alaska Natives, Native Hawaiians, and Pacific Islanders.

Dr. Opabola's and Dr. Keflemariam's accomplishments and what they have overcome can be seen by looking at the data.

- Just 3% of college graduates are black men, while women "account for nearly two-thirds of black students to earn bachelor's degrees" and "nearly three-quarters of African-Americans majoring in biology or biomedical sciences are women," citing 2009 data from the U.S. Department of Education.
- Further, in 2013, the AAMC reported in "Diversity in the Physician Workforce: Facts & Figures" (2014) that African-Americans comprise only four percent of the physician workforce despite comprising 13% of the nation's population (1). Hispanic or Latino active U.S. medical physicians only made up 4.4%, and American Indian were 0.4%.

The UF COM Department of Anesthesiology continues to key its eye on increasing diversity in the workforce!

The Department of Anesthesiology has a diverse faculty pool representing an array of cultures. Faculty members pride themselves on giving everyone an equal and fair chance at obtaining their educational needs and experience. The department continues its mission to create and maintain a provider population that mirrors our diverse patient intake. This is important because according to Betancourt, who has done research on culture competence and medical education, "quality of care and the patient experience can continue to be improved when a diverse pool of physicians and healthcare professionals work collaboratively to educate and train medical students, residents, and fellows about culture competence" (2). "To address health disparities and underserved areas, a more ethnically and racially diverse physician workforce has constructive effects for improving access to health care services" (3). Both Drs. Opabola and Keflemariam acknowledged that the department's diverse faculty pool helped them to seek out mentorships and gave them the opportunity to work and learn from various viewpoints and that this had a tremendous impact on their development.

Mentorships

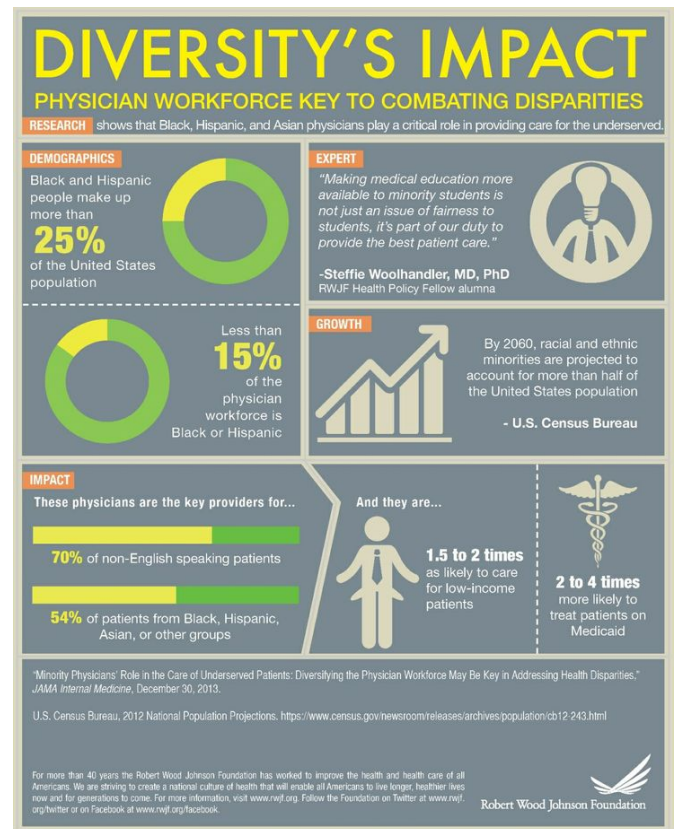
Dr. Opabola states that Drs. Gravenstein, Robinson, Awoniyi, Goldstein, and Enneking were all great mentors. They always encouraged him to feel comfortable and their belief in him always made him to believe more in himself. Dr. Robinson was


also a great mentor for Dr. Keflemariam and made himself available if ever in need. "When we first arrived at UF, as with any program, there were expectations but he [Dr. Robinson] also shared with us that we had a unique opportunity and the potential to open doors for other minorities that are interested in medicine, anesthesia, and/or cardiac anesthesiology," said Dr. Keflemariam.

Both Dr. Opabola and Dr. Keflemariam have been engaged in community outreach and are serving as role models, encouraging and motivating aspiring youth to consider careers in medicine. Dr. Opabola sees how he can increase interest in science, technology, engineering, and mathematics (STEM)-related careers and stated, "the lack of exposure and these careers not being expressed as an option to them, as well as any promotion for minority children to see is one of the problems." Dr. Opabola likes to volunteer his time when he can and he shared his life story at a UF Medical Symposium for minorities and undergraduates who are interested in medical school. He stated that he took on a couple of mentees there and they even shadowed him at UF Health Shands Hospital. He encourages inspiring doctors to embrace the journey! Dr. Keflemariam feels that early exposure to careers in medicine is key and has taken time to speak Houston-area students attending Kashmere Gardens Elementary and Kennedy Elementary about his career. "Kids always hear about becoming a doctor but never actually meet one that's relatable to them. I love the opportunity of being such an example in hopes of possibly inspiring them to explore their interest in medicine." His advice for aspiring medical professionals is that "You may be the only one to walk that path in your family, neighborhood, or community, but own that path and walk in such a way as to inspire others to follow suit."

References:

1. AAMC Diversity in the Physician Workforce: Facts & Figures (2014) <http://aamcdiversityfactsandfigures.org/section-ii-current-status-of-us-physician-workforce/#fig4>
2. Betancourt JR. Cultural competence and medical education: Many names, many perspectives, one goal. *Acad Med.* 2006;81:499–501.
3. Grumbach K, Mendosa R. Disparity in human resources: Addressing the lack of diversity in the health professions. *Health Aff.* 2008;27:413–422.





CLINICAL



2016 Alachua County Heart Walk

The 2016 Alachua County Heart Walk is the American Heart Association's premiere event aimed at raising funds for saving lives from this country's No. 1 and No. 5 killers – heart disease and stroke. The UF Health Department of Anesthesiology Program Director of Research

Operations, Dr. Sylvain Doré, and the Stroke Research Lab participated in the annual Heart Walk on Saturday, September 24th, for Alachua County at Santa Fe College and The Village. His team was able to raise \$1,325 for stroke research. Teams comprising UF Health employees raised almost \$40,000 in donations. We are proud of the team and congratulate them on their efforts and success in this event! Overall, the event raised \$201,907 and it's not too late to donate.

Help Alachua County make their goal of \$240,000 by donating today on www.alachuaheartwalk.org.



Tom and Sue Ford

CONGRATULATIONS ON AN AMAZING OUTCOME!

Andrew Pitkin, MBBS, MRCP, FRCA, and Maria Irwin, MD, PhD, participate in surgical separation of conjoined twins

By: David S. Guzik, MD, PhD

UF Senior Vice President for Health Affairs

President, UF Health

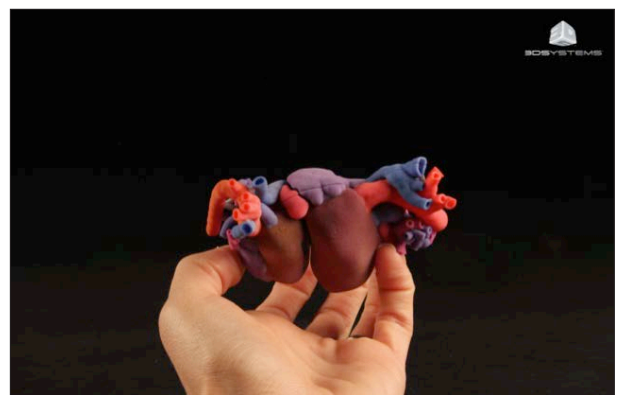
When Jacquelyn was 20 weeks pregnant, she and her partner, Mark, visited her obstetrician to have an ultrasound to find out the sex of their baby. Up to that point, they thought that Jacquelyn was carrying only one, since earlier sonograms captured only one heartbeat. The ultrasound revealed there were two babies, however, and the reason for the one heartbeat was that they were conjoined at the heart, beating in synch. The twins were also conjoined at the liver, diaphragm, and sternum.

Jacquelyn and Mark sought other opinions, and ultimately visited Jennifer Co-Vu, MD, an assistant professor of pediatrics. Dr. Co-Vu is a pediatric cardiologist who directs the fetal cardiac program at UF Health. Dr. Co-Vu studied the anatomy of the conjoined twins during an hour-long session of imaging studies, and in particular, the anatomy of the two hearts and how they were connected. She concluded that with appropriate medical care, the twins could survive for a period of time after birth, and that there may be a way to separate the hearts surgically in a manner that would allow for long-term survival.

After hundreds of hours of meetings of all the faculty and staff involved, a detailed plan evolved for prenatal care, delivery, neonatal care, the actual surgery (sternum, heart, diaphragm, liver) required to separate the twins, and a series of surgical procedures needed to address additional congenital problems as well as to close the large defects in the chest and abdominal walls of the two babies. Needless to say, despite a plan with enormous detail, some revisions were needed as events unfolded, depending on clinical circumstances.

After careful prenatal care by the maternal-fetal medicine team, Scarlett and Savannah were born in April 2016 at 35 5/7 weeks gestation via C-section at the UF Health Shands obstetrical unit. They were transferred to the neonatal intensive care unit, where the physiology of their conjoined hearts, diaphragms, and a single large liver was managed in a way that allowed them to develop sufficiently to allow surgical separation, which occurred in June. Since then, Scarlett and Savannah have undergone a total of 10 additional surgical procedures and have spent several months in the pediatric intensive care unit. While they will need to meet many more challenges ahead, these two baby girls are clearly strong and up to the challenge.

Identical twins occur when a single fertilized egg divides to create two identical embryos, which develop into two identical



Three-dimensional model of the twins' heart anatomy

AMAZING OUTCOME *(continued)*

fetuses. In the case of conjoined identical twins, which occur in about 1 in 200,000 births, the embryo division process is incomplete, resulting in connections between the twins at the level of one or more organ systems. Only about 250 successful surgical separations have been accomplished in which one or both twins have survived long term; of these, until now, there have been extremely few successful separations in cases of a conjoined heart.

It is illuminating and inspiring to hear from some of the faculty and staff who have been involved in the care of Jacquelyn, Scarlett, and Savannah.

Dr. Jennifer Co-Vu: "We are extremely fortunate to have such a great team at UF Health Shands Children's Hospital — from the fetal sonographers, nurses, OR staff, radiology staff, ICU, fellows, residents, and subspecialists — it was heartwarming to have been given the opportunity to give Scarlett and Savannah a chance to live a normal, separated, life."

Dr. Mark Bleiweis: "Separating and caring for Savannah and Scarlet — with the daunting situation of a conjoined heart — required seamless planning, execution, teamwork, and communication. Because of outstanding preoperative, intraoperative, and postop care, Mark and Jacquelyn can see a future for their beautiful baby girls. I feel so blessed to be part of a UF Health team that can handle the most complex situations with superb skill and grace."

Dr. Saleem Islam: "This was an extremely complex, high-risk undertaking — and it took a village of highly skilled and trained individuals to pull it off. The liver anatomy was unique in that there was no plane of separation and we had to create one intraoperatively, assuring that both babies had enough to survive. After the separation procedure, the babies both needed multiple operations to gradually reconstruct the diaphragm and close the defect with biologic mesh. We are certainly grateful that the babies did so well."

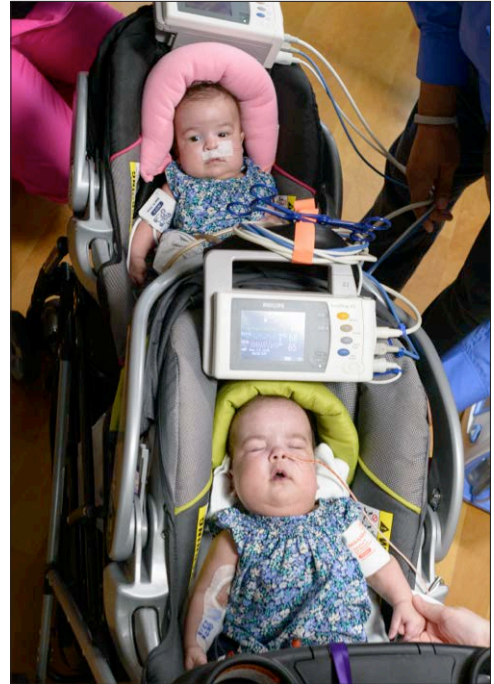
Dr. Andrew Pitkin (anesthesiologist): "It is difficult to describe adequately the complexity of managing two small infants undergoing major surgery in an operating room that has been designed for one patient at a time. The success of this procedure shows that an experienced and cohesive team can overcome every size of obstacle, from preventing confusion between the babies' lines (orange and blue tape) to dealing with complex and uniquely abnormal cardiac physiology."

Dr. Sandra Sullivan: "The teamwork in action at the girls' delivery was incredible. Dr. Collins, pediatric ENT, stood by all morning with his team in an adjacent operating room, to support my neo resuscitation team. Ultimately, the girls were born and breathed spontaneously. It was my privilege to "catch" the girls, be one of the first people to meet them, and take care of these little miracles for the subsequent weeks."

Dr. Monique Ho: "This is one example of the superlative combination of communication, thoughtful planning, and situational agility that this committed multidisciplinary team exhibits every single day. Our goal is always to bring families through one of the most difficult times in their lives in the least stressful way possible; one that is specifically individualized to their unique needs and achieves the best of the potential outcomes. I always find it rewarding to be part of this process."

From a hospital perspective, UF Health Shands CEO Ed Jimenez states: "Dozens of experts at UF Health collaborated to painstakingly plan and perform incredibly complex procedures to help the twins. Their remarkable expertise resulted in an extraordinary milestone to help the babies and their loving family. Our UF Health teams have amazing capabilities and strive to provide the best possible outcomes for every patient. This determination has led to fantastic results. Our overall hospital survival rate for pediatric cardiac surgery is 98.7%."

That Jacquelyn and Mark will be able to take home Scarlett and Savannah as two independent identical twin children is the kind of outcome to which all we all aspire at UF Health. It represents the work of not only a group of faculty and staff who are uniquely capable in the technical aspects of the diagnosis and treatment of the rare and life-threatening condition that befell Scarlett and Savannah at birth, but equally important, an unparalleled level of commitment and teamwork in pulling off this miracle. *We all wish this special family the very best for the future.*



Scarlett and Savannah

HEALING THE CHILDREN: 2016 NEIVA MISSION

Healing the Children provides critical medical care to children around the world. The organization's vision is a world where every child has access to medical care, regardless of the ability to pay, insurance status, or physical location. With 16 chapters nationwide and many international partners, they are committed to meeting the healthcare needs of children worldwide.



Dr. Everett Jones

During the month of May, three of our own doctors volunteered to go to Neiva, Colombia, with Healing the Children to perform pediatric surgeries. Drs. Renard Sessions, Everett Jones, and Greg Goldenhurst were among the 80 doctors on the team for this mission to provide surgical screening to 1000 children. "Having a supportive department makes it easy and fun to help those in need," said Dr. Sessions.

HEALING THE CHILDREN (continued)

With this being the 23rd year of the program, it was once again a huge success. The entire team performed 150 cases, with 37 performed by our faculty members. Many of these were complex surgeries such as primary ears, Le Forte's, and procedures to correct hip dysplasia. These are long procedures, with some even surpassing 10 hours, requiring great surgical skill. Practicing in an unusual environment with limited equipment can be difficult and our doctors proved they were up to the challenge. Other medical professionals wanted to help patients after cleft palate surgery and they established long-term treatment plans for children who were diagnosed with cleft lip and palate deformities. They also worked on children with foot, hip, and other congenital and traumatic deformities. They had 10 operating room tables and a screening facility that coordinated the efforts of speech pathologists, geneticists, orthodontists, and plastic surgeons, enabling them to establish a database for all patients and their prescribed follow-up care. The team provided 56 speech therapy sessions during the week, as well as many orthodontic treatments.

Despite the fact that all the professionals and assistants volunteer their time, expertise, and pay their own airfare, and many of the supplies are donated, additional funding is still required, especially to introduce new techniques, equipment, and treatments.



L to R: Dr. Greg Goldenhersh
and Dr. Everett Jones



To learn more about volunteering opportunities such as this and how you can donate to this great cause, visit www.healingthechildren.org!

HEALTH TIPS AND EMPLOYEE WELLNESS PROGRAM

Pursue a Healthier You with GatorCare!



The UF & UF Health Wellness Committee, along with GatorCare, is committed to bringing wellness opportunities to all UF and UF Health employees, regardless of insurance coverage. With the quarterly spotlight, GatorCare will give you guidance on the current initiatives that each quarter focuses on by sharing different wellness topics. The October-December quarter is committed to Recipe for Health, Nutrition, Diabetes, and Pre-Diabetes.

Highlights:

- **Pursue a Healthier Chew Challenge:** Begins October 11, registration extended to October 13
- **Fall Walking Challenge:** Begins November 6, teams due November 10
- **Healthier Holiday Season email series:** Begins November 19

GatorCare members have access to a variety of windows to wellness with resources that you can find all within campus. If you have chronic back pain, they offer a self-care program, "Back in Motion," to help strengthen muscles and increase back flexibility. They also support emotional, social, spiritual, environmental, financial, occupational, physical, and intellectual wellness. If you need a quick work break, check out their campus walking maps or join a walking challenge with your coworkers.

To find out more about the great opportunities GatorCare offers, visit www.GatorCare.org.

Recipe for Health

PATIENT-CENTERED CARE

By: Christina E. Carey

"Patient care and being a patient advocate has been embedded in what I've done all my life." – Sue Ford, RN, Quality Officer

In March, our department's Quality Officer, **Sue Ford, RN**, received a call from the UF Health patient advocacy office. It was Gwen Qualizza, requesting assistance with a patient family request. Mrs. Ford routinely assists our patients with concerns related to dental injury, sore throats, and other minor postoperative issues, but this was an "out of the ordinary" request.

The patient was an adult autistic, non-verbal male who made a few responses with grunts and a bit of sign language as communication. His first procedure required him to be intubated, but due to a very difficult airway, the efforts that were made to intubate him were challenging and after several tries, the procedure was canceled by our anesthesiologists.

The parents of the patient wanted an advocate for their son's next procedure, which was a magnetic resonance imaging (MRI) and computerized tomography (CT) scan that required sedation. The procedure was rescheduled: the patient was set to be partially conscious during intubation and the parents were not allowed in the room. They were very concerned about the situation. The father requested an advocate to be present during the next intubation. "Whether this advocate is a doctor or the head of a department," the father was adamant that someone other than the scheduled providers be present for his son. Ms. Qualizza realized this was an unusual request and then contacted Mrs. Ford, who in turn had a lengthy discussion with the patient's family. They agreed she would be a good person to act as a Patient Safety Advocate for their son.

Now the planning began. Mrs. Ford notified the Anesthesia Officer of the Day, Dr. Laurie Davies, of her plans to be in the operating room as the Patient Advocate. Dr. Davies assigned the Attending, Dr. Nik Gravenstein, to the case. Because Dr. Timothy Martin was the provider for the first case and knew about the difficulties of this patient's airway, he collaborated with Dr. Gravenstein for the best treatment and intubation plan prior to the scheduled procedure. This new treatment plan was

PATIENT-CENTERED CARE *(continued)*

communicated to the family as well. All scheduled providers for the upcoming procedure were notified that Mrs. Ford would be in the room as the Patient Advocate only and not as the Department Quality Officer.

The day of the procedure, Mrs. Ford met the family in the preoperative (pre-op) area and explained the process so they would feel more at ease during the procedure. She arranged for an escort, Latoya Harris, to take the family to the waiting area in the MRI suite.

Mrs. Ford's admiration of UF grew when she saw all of the amazing hands collaborating. "The intubation process was challenging at best and the innovating skills of the team were amazing to watch," she said. "I was amazed at the assistance to help this patient; not that they don't usually — patient-centered care is a way of everyday life for our anesthesia providers as they partner with the pre-op staff, the operating room procedural teams, the post-anesthesia care unit staff, the intensive care unit, and floor units to develop the safest anesthetic plan for our patients. ***But this was remarkable to see firsthand!***"



"What was expected to be a short intubation process turned into this team effort to keep the patient from having any unnecessary future interventions. There was such an amazing group that came together to assure this patient was safe and that his parent's needs and expectations were met," said Mrs. Ford about this patient-centered care experience.

The CRNA was planning the transport from the OR to interventional radiology (IR) and then to MRI, all while the patient was in the OR for the intubation procedure. Dr. Gravenstein contacted the Ear, Nose, and Throat (ENT) physicians to monitor the IR and MRI results to coordinate the care while the patient was intubated, since it would be very difficult to intubate again. The MRI coordinator kept the family updated during the other procedures.

Dr. Gravenstein gave a thorough report to the family, as well as a "Difficult Airway" letter for future records for the patient. Mrs. Ford met with the family after the procedure and assured them that all went well during the intubation process while also ensuring that all of their questions were answered. She also called them the next day to see if they had any questions and to check the status of their son.

The team of providers that orchestrated this "Patient-Centered Care Experience" comprised at least five anesthesia attendings: Drs. Kent Berg, Nikolaus Gravenstein, Timothy Martin, Laurie Davies, Sandra Gonzalez-Rodriguez, and Harsh Wilkhu; an anesthesia resident, Dr. Kaminsky; a CRNA, Robert Tabb; two ENT attendings, Drs. Chheda and Antonelli; Bill Donnavan; the operating room nurses and circulators; the pre-op and PACU staffs; an escort from pre-op, Latoya Harris; the MRI charge nurse, Jennifer Wyrosdick; the advocacy office, Ms. Qualizza; Mrs. Ford; and many others who have given a helping hand on this case. The team was patient and calm during the procedures, which was a great feeling for Mrs. Ford to witness. "The team pulled together for this patient and the family went home feeling very pleased after the operation," said Mrs. Ford.

Mrs. Ford has acted as a Quality Officer for the Department of Anesthesiology for eight years; prior to that she was a Quality Analyst for UF Health Shands Hospital for eight years. Her background of over 25 years in nursing includes critical care nursing, IV nursing, infection control, ICU, and various other roles. She has paved the way for quality management at UF Health as one of the first in this type of position.

"I think our providers do an excellent job. I was humbled and honored to have been chosen to act as the Patient Advocate in this situation and to see firsthand how our team works as a cohesive unit with others to provide excellent care and definite patient-centered experiences, not just on this day, but EVERY day. I would trust any of these physicians to take care of me or my family," Mrs. Ford said proudly.



Sue Ford, RN

SOCIETY OF AIRWAY MANAGEMENT



Lauren Berkow, MD



Felipe Urdaneta, MD

Congratulations to our very own **Dr. Lauren Berkow**, who was elected to President elect and **Dr. Felipe Urdaneta**, who was elected to Vice President elect for the Society for Airway Management Board during its 19th Annual Scientific Meeting and Workshops. The meeting was held in Atlanta, Georgia, from September 15 to 18, 2016. The theme this year was "Quality and Safety."



The Society for Airway Management (SAM) is a multidisciplinary group of health care providers from anesthesiology, emergency medicine, otolaryngology, critical care, and pulmonology, as well as certified registered nurse anesthetists, paramedics, and nurses. The meeting highlights international experts in various fields of medicine dealing with airway management.

SOCIETY OF AIRWAY MGMT (continued)

During the weekend, various clinical settings were highlighted as well as plenary presentations, a hands-on workshop with a patient simulator session, and Professor Poster Rounds. SAM offered reduced registration fees for resident attendees in addition to a special trainee-oriented sessions. These included a round table luncheon on Friday, September 15th

on Preoperative Evaluation, along with an intensive airway workshop and simulation sessions on Friday afternoon, plus a Resident Jeopardy competition on Saturday, September 17th.

Additional information on the 19th Annual Scientific Meeting and Workshops of the Society for Airway Management can be found on their website, www.samhq.com.


WELCOME TO THE OPENING OF UF HEALTH PAIN MANAGEMENT – AYERS!

The ever-expanding Division of Pain Medicine within the Department of Anesthesiology welcomed patients at its grand opening of the UF Health Interventional Pain Center – Ayers on September 1, 2016. The convenient midtown location at 720 SW 2nd Avenue features new, state-of-the-art medical equipment, full-time staff, free parking for all patients, and a comfortable waiting area. The skilled nurses, technicians, and support staff are all focused on helping the physicians of UF Health Pain Medicine provide cutting-edge, minimally invasive treatments for pain.

Every effort was made to efficiently provide services, optimize the patient experience with free parking, provide a comfortable waiting area, and streamline procedures to safely to treat all patients.

Drs. Antony, Kumar, Li, Lucas, and Przkora will continue to see patients in their office at UF Health Medical Lab – Springhill located at 4037 NW 86th Terrace and will also operate at the Florida Surgical Center located on 3480 Hull Road.

To schedule an appointment with the Pain Medicine doctors, call (352) 265-7777 and for more information, visit UFHealth.org/uf-health-medical-labs-ayers.



EDUCATION

Why Anesthesia?


By: Christina E. Carey

“Imagine having the ability to reinvent yourself. I chose anesthesia because I’m happy I could reinvent myself and work in different divisions whenever I feel like it,”
says Dr. Giordano.

The University of Florida **Anesthesia Interest Group (AIG)**

is the perfect opportunity for students to gain exposure to anesthesiology while learning about various sub-specialties that are geared toward their individual interest.

UF AIG held a meeting Tuesday, August 30th to discuss with the new resident class of 2016-2017 the abundant possibilities that come with being an anesthesiologist. Other years (second to fourth year students) are encouraged to attend these meetings



and learn more about the shadowing opportunities that will strengthen their clinical skills while also generating research interests.

The UF AIG was created to increase awareness among students in the medical field while promoting interest in anesthesiology for the UF College of Medicine. AIG faculty advisors, Peggy White, MD, and Josh Sappenfield, MD, held the meeting while guest speakers Timothy Martin, MD, MBA, and Chris Giordano, MD, attended, and Linda Behar-Horenstein, PhD, Skyped in to discuss why they each chose anesthesiology and how beneficial the AIG will be to students while they are in medical school. UF AIG encourages members to become involved in research projects, to attend departmental events, and to shadow faculty



Upper row L to R: Dr. Chris Giordano,
Dr. Peggy White
Bottom row: AIG members

members in the operating rooms. Dr. White explained how rewarding shadowing is, especially when it comes to choosing between fields: “It is a great way to learn about the department while acquiring new skills and specialties.”

This year, the American Society of Anesthesiologists

WHY ANESTHESIA? (continued)

(ASA) awarded UF's AIG with Honorable Mention for the 2015-2016 Outstanding AIG Student Chapter Award. The ASA was impressed by the department's accomplishments and commitment to anesthesiology, as well as with the AIG student chapter meetings, research, and education in the field of anesthesiology, and professional development activities. Four of our AIG's students attended the ASA conference this year from October 22nd to 26th at McCormick Place Convention Center in Chicago.



Decision Making, Motivation, and Leadership

Each year, a group of residents spend hours of their own time reading literature on developing leadership and professional skills during a seminar course called **Decision Making, Motivation, and Leadership (DML)**. Hosted by Dr. Chris Giordano and with Dr. Kayser Enneking as the facilitator, this year's seminar began on September 12th, with about 20 residents attending. They discussed *The Invisible Gorilla: How Our Intuitions Deceive Us*, by Christopher Chabris and Daniel Simons, including the chapter, "Condition for intuitive expertise: a failure to disagree" by Daniel Kahneman and Gary Klein, as well as an article by Anders Ericsson about expertise.

Every other month, they gather to discuss practical examples and key points highlighted in the book they are reading and in related journal articles that approach the topic in various ways. Their next book will be *Blink: The Power of Thinking Without Thinking* by Malcolm Gladwell, in late October.



Previous speakers have included Drs. Timothy Morey, Michael Good, Dave Quillen, Renard Sessions, and Nik Gravenstein, who participated in discussions focused on **motivation and influence**. The group has read the following books:

- *The Invisible Gorilla: How Our Intuitions Deceive Us* by Christopher Chabris and Daniel Simons
- *The Wisdom of Crowds* by James Surowiecki
- *Blink: The Power of Thinking Without Thinking* by Malcolm Gladwell
- *Wait: The Art and Science of Delay* by Frank Partnoy
- *Predictably Irrational, Revised and Expanded Edition: The Hidden Forces That Shape Our Decisions* by Dan Ariely
- *How Doctors Think* by Jerome Groopman

Over 40 residents participated in last year's DML Seminar, and the following is a list of the residents who read all of the books. **Congratulations, Team!**

Danielle Cobb	Spencer Hyde
Michael Kaminsky	Shazia Mohammad
Cameron Smith	Justin Bremer
Greg Sams	Angela Fugate
Matthew Desmond	Cliff Cutchins
Robert Stoker	Keith Thompson
Mark Hotchkiss	

The Department of Anesthesiology's Internship Education Month

By: Christina E. Carey

Congratulations to Ricky McHugh and Dr. Michael Arnold for sharing the Intern Education Month curriculum with other universities at the ACGME Conference.



Intern Education Month is a four-week rotation that begins on October 24 when PGY1 residents are educated on all anesthesia-related subspecialties. During this month, interns are given weekly goals and objectives they must meet and they participate in workshops that cover the various subspecialties they may choose in residency such as

pediatrics, cardiac, neurology, obstetrics, and pain medicine. The internship provides a variety of simulations and workshops that foreshadow what they will do in the upcoming year. There are seminars on professionalism, conflict management, research options, a lecture by the UF Health librarian on the various resources available to them for research, and an Institute for Healthcare Improvement project and modules to give the interns information regarding quality improvement. "They get to do so much in four weeks, I actually think we need more than a month," said Ricky McHugh, Residency Coordinator and Program Assistant. Shadowing is also available, mainly in the mornings and starting as early as 6 am so that the interns can see how physicians begin their days, starting in the preoperative area. The following is a list of some of the shadowing they can participate in:

- IV placement in the VA Hospital
- Respiratory therapy
- Point of care
- Acute pain service to observe block placement
- Radiology to learn how to read chest X-rays and EKGs
- Bispectral index monitoring with Dr. Goldstein

Intern Education Month was founded five years ago by former Program Director, Tammy Euliano, MD, who began the initial month-long internship, which is the only one of its kind.



The program is designed to provide protected didactic time for our interns to allow for a consistent academic experience and team development. As the years progressed, Ricky McHugh and Michael Arnold, MD, Assistant Program Director of Internship, expanded the Anesthesiology Internship Month, along with its members and curriculum, which is also approved by the Accreditation Council for Graduate Medical Education (ACGME). Last year, there were 14 interns and that number has grown to 20 this year. "We are currently advancing the curriculum because more students have joined; the groups are usually small, and having six extra bodies is something we definitely have to arrange," said Ms. McHugh. CA-1 chapter reviews are arranged so the interns will

be aware of what they'll be learning in their second year. Dustin Hegland, MD, also teaches a course on how to formulate a study plan so that interns will remain organized and not fall off track. As the interns must study anesthesia and other related



material, including the In-training and Basic Exams, Dr. Hegland's course will help improve their study habits. With a 100% pass rate for the Basic Exam, this method has proven to be effective.

"At the end of every program, we get feedback from the previous interns, so

the curriculum and activities are always evolving," explained Ms. McHugh.

Ms. McHugh and Dr. Arnold had the amazing opportunity to present at two sessions at the ACGME Conference this spring. In one session, they shared the Intern Education Month curriculum with other program coordinators, and in the second session, they met with program directors to see if they wanted to offer a similar internship at their program or university. Ms. McHugh explained the growth of this program and how it all started from brainstorming about anesthesia subspecialties and the necessary tools that interns need as they progress in their training. She and Dr. Arnold wrote out the numerous possibilities on sticky notes and built more activities based on experiences the interns grew from and the feedback from the various sessions. "It's a lot of fun creating the curriculum and I enjoy every minute of it," said Ms. McHugh.

For more information on Intern Education Month, please contact Ricky McHugh via email at rmchugh@anest.ufl.edu.

UF Joins the Anesthesia Toolbox Project



The UF Health Department of Anesthesiology has joined 35 other anesthesiology programs on the Anesthesia Toolbox Project. The Anesthesia Toolbox project is a collaborative educational platform that provides extensive resources for resident and fellow education, as well as opportunities or faculty to develop and share peer-reviewed educational materials.

This online learning management system for residents, fellows, academic faculty, and postgraduates will include e-learning modules, lectures for online viewing and live presentation, problem-based learning exercises, a video clip and image library, and competency assessment tools. For example, the Toolbox posts curriculum assignments and learners are given a block schedule where their activity, quiz results, etc., are tracked; it even hosts extensive learner analytics that allow comparison of individuals against groups.

Learn more about the **Anesthesia Toolbox Project** by visiting this YouTube video: <https://www.youtube.com/watch?v=NRVUTnhdxqE>.

To access UF's Health Toolbox, contact the Anesthesiology Education Office.

RESIDENCY REVIEW COMMITTEE AT UF: THREE GENERATIONS OF OUTSTANDING WOMEN!

By: Corey Astrom

The Department of Anesthesiology is proud to announce the appointment of Meghan Brennan, MD, to the Residency Review Committee (RRC), an important function of the Accreditation Council for Graduate Medical Education (ACGME). Dr. Brennan follows in the footsteps of two other highly qualified women from our department, Shirley Graves, MD, DSc (Hon) and Brenda Fahy, MD, MCCM.



L to R: Shirley Graves, MD, DSc (Hon), Meghan Brennan, MD, and Brenda Fahy, MD, MCCM

WHAT IS THE ACGME?

The ACGME was founded in 1981 in an effort to establish an independent, non-governmental accreditation body for graduate medical education (GME). The organizations involved in founding the ACGME include the American Board of Medical Specialties, the American Hospital Association, the American Medical Association, the Association of American Medical Colleges, and the Council of Medical Specialty Societies. The ACGME's mission is to "improve healthcare by assessing and advancing the quality of resident education through accreditation" (www.acgme.org). In academic year 2015-2016, there were approximately 10,000 ACGME-accredited residency and fellowship programs in 150 specialties and subspecialties at approximately 800 sponsoring institutions (www.acgme.org).

WHAT DOES THE RRC DO?

The ACGME RRC receives specific information from each program annually, which can include residency case logs, resident and faculty surveys, a site visitor report if there has been a site visit, and program information submitted by the program director. When there is a scheduled RRC review, a site visitor visits the selected program and meets with peer-selected residents, the program director, faculty, and administrators. Two RRC members who do not have a conflict of interest with the program review this data. Their report includes a review of previous citations, a description of whether these have been adequately addressed, and descriptions of new citations. Based on this detailed review, each reviewer also submits a recommendation for an accreditation decision. Each reviewer presents this report at the RRC full committee meeting. Following a full committee discussion of the residency program, the committee makes an accreditation decision by

open vote. Based on the citations confirmed by the committee and the accreditation decision made by committee vote, the ACGME prepares a statement of action and letter of notification and sends them to the program director. The committee may also request that an interim progress report be submitted by the program to follow up on specific areas of concern prior to the next formal review. Duty hours violations require immediate progress reports (www.enttoday.com: "Demystifying the ACGME: Your Guide to Understanding the Residency Accreditation Body").

HOW ARE RESIDENTS SELECTED?

The appointing of a resident member to a review committee takes approximately 12 months. It begins with a call for nominations from the Review Committee Executive Director and ends with the resident beginning his/her term, which may not last more than one year beyond completion of residency or fellowship. At the time of nomination, resident candidates must be enrolled in an ACGME-accredited residency or fellowship and must supply various documents to the Review Committee, including a letter of recommendation, CV, statement of support from their program director, and a letter outlining his/her educational goals, professional interests, and intent to serve, if selected. The Review Committee then reviews the nomination documents and selects one candidate to recommend for confirmation by the ACGME Board of Directors (www.acgme.com).

THE RRC AT UF ANESTHESIOLOGY

Meghan Brennan, MD, is the third woman from UF Anesthesiology to be chosen for the RRC. When asked how this came about, she told us that Tim Morey, MD, called her one weekend, asking her if she would like to be nominated. Her answer was a resounding "Yes!" He told her that she had just a 10% chance of being selected, but Dr. Brennan wanted to go for it regardless. She's happy to have gone through the process, as she has learned a great deal about the ACGME and its requirements, and this knowledge has clarified much about residency. As Dr. Brennan explained, "It's something I wanted to be a part of... just kind of letting other residents know that the ACGME actually requires certain things in residency, here's why they do it, here's the thought behind it. So, it's a lot of fun." She went on to describe that the role of the resident on the RRC is "to provide the resident perspective of program compliance to ACGME requirements." She has come to learn that the ACGME relies on this resident perspective.

As a resident member of the RRC, Dr. Brennan is also a member of the Council of Review Committee Residents (CRCR), which meets twice each year and advises the ACGME Board by providing valuable input and feedback about resident matters, GME, and accreditation. The CRCR comprises all resident members from each specialty represented in the ACGME. Dr. Brennan stated that she especially enjoys being a member of this committee because of all the different personalities involved – each specialty has its own way of thinking about the issues concerning GME.

As mentioned earlier, Dr. Brennan follows in the footsteps of two other women from UF Anesthesiology who have served on the RRC: Shirley Graves, MD, DSc (Hon), Professor Emeritus of Anesthesiology and Pediatrics, and Brenda Fahy, MD, MCCM, our current Chief of Critical Care Medicine. Both Drs. Graves and Fahy served as RRC faculty members and are now able to mentor Dr. Brennan as she makes her way as a resident member.

MEET OUR NEW FELLOWS

Neuro- and Advanced Anesthesia



Ferenc Rabai, MD, graduated from our own residency program in June 2016. He will remain in our department as a Neuroanesthesia Fellow for the 2016-2017 year. He graduated from medical school at the University of Debrecer in Hungary. As a resident, Dr. Rabai worked with Dr. Steve Robicsek in researching a potential biochemical marker of spinal cord ischemia. The results were presented during the annual

Anesthesiology Celebration of Research event. Dr. Rabai has been published as well, with his article, "Neurophysiological monitoring and spinal cord integrity" appearing in the journal, *Best Practices and Research in Clinical Anesthesiology*.



Matthew Bzdega, MD, graduated from medical school at the University of Iowa, after which he joined UF's residency program, completing his training in June 2016. For the coming year, he will be an Advanced Residency Fellow. While a resident, Dr. Bzdega conducted research in topics such as Markov chain modeling of postoperative pain scores.

Cardiothoracic Anesthesia



Michael Hammer, DO, MBA, graduated in the top 10 percent of his class from the Kirksville College of Osteopathic Medicine in Kirksville, Missouri. He completed an anesthesiology residency through the National Capital Consortium at Walter Reed Army Medical Center and the National Naval Medical Center. Dr. Hammer has been practicing anesthesiology in Orlando, where he has been a partner in a private practice

that covers a community hospital and several outpatient surgery, plastic surgery, and endoscopy centers. He is also the Medical Director for the Surgery Center of Mount Dora. Dr. Hammer started his fellowship in September and worked as faculty in July and August.



David Brenneman, MD, MBA, completed medical school and his residency in anesthesiology at the University of Connecticut. His research interests include intraoperative reprogramming of biventricular pacemakers to biventricular asynchronous mode; functional outcomes for the treatment of distal biceps ruptures; and non-operative versus operative management of acromioclavicular separations. He has

presented and published research in multiple forums, including the American Society of Anesthesiologists National Meeting and the General Clinical Research Center Seminar Series at the University of Connecticut Health Center. Dr. Brenneman started his fellowship in September and worked as faculty in July and August.

Acute and Perioperative Pain Medicine



Wesley Glick, MD, served as the Chief Resident in Anesthesiology at the University of Illinois at Chicago. Dr. Glick completed medical school at the University of Missouri, where he earned several awards and scholarships, including the Lee Langley Award for Academic Excellence. Dr. Glick also has experience as a radiology associate, and previously worked in a biomaterials lab. In his free time, he enjoys playing racquetball and scuba diving.



Phillip Mills, DO, completed medical school at the Philadelphia College of Osteopathic Medicine in Georgia, after which he completed his residency in anesthesiology at the Medical College of Georgia. He worked at Kennesaw Urgent Care in Georgia, providing medical care for a small, low-cost community clinic. His research has included analyzing the effects of simulated microgravity upon bone marrow-derived dendritic cell antigen.

Dr. Mills presented at the ASA conference in 2014. His hobbies include traveling and mountain biking.



Ashley Screws, MD, graduated from medical school at the Medical College of Wisconsin in 2012. Since then, she has been with the UF Department of Anesthesiology residency program. Her research has included topics such as rapidly enlarging neck masses and respiratory compromise. Dr. Screws has participated in the Heart, Lung, and Blood Research Program and the Henry Ford Hospital Summer Fellowship.



David Simpson, MD, PhD, graduated from medical school at the University of Cincinnati, where he also earned his PhD. Dr. Simpson came to UF for our anesthesiology residency program. His dissertational work focused on the role of the Rb/p16 tumor suppressor pathway in regulating pulmonary progenitor cell growth. In his free time, Dr. Simpson works on home improvement projects with his wife.



Cameron Smith, MD, PhD, completed medical school and a PhD at Virginia Commonwealth University before coming to the UF for his residency in anesthesiology. His research interests include decompression sickness in divers and related topics. Dr. Smith spends his free time volunteering for various causes. He has worked with youth through a variety of programs, and he has served as a pediatric cardiac surgery student.

Multidisciplinary Pain Medicine



Shawn Hughes, DO, graduated from medical school at the University of North Texas Health Science Center and joined UF's anesthesiology residency program. He has volunteered with the American Red Cross and served as the Co-Chair of the Disaster Health Services Unit. Dr. Hughes' research has included the evaluation of the efficiency of a chest drain system. In his free time, Dr. Hughes enjoys video and film production and carpentry.

MEET OUR FELLOWS *(continued)*



Windrik Lynch, MD, completed medical school at the Texas A&M Health Science Center, after which he completed his residency in anesthesiology at Texas A&M. During residency, he was the lead investigator on a randomized control trial that assessed options for treating chronic knee osteoarthritis. Dr. Lynch has also led simulation scenarios and created a didactics lecture series to prepare residents for the

Board and In-Training Exams. His hobbies include wakesurfing, kayaking, and fitness training.



Manish Shah, MD, graduated from medical school at St. George's University in 2011. Since then, he completed his residency in anesthesiology at Penn State University. He has volunteered in Ethiopia, providing anesthetic care for pediatric patients undergoing orthopedic surgery. He has published and presented on fluoroscopically guided epidural blood patches for spontaneous intracranial hypotension.

Dr. Shah enjoys tennis, skiing, and yoga.



Timothy Vollmer, DO, graduated from medical school at Lake Erie College and completed his residency in anesthesiology at UF. He served on the Anesthesia Performance and Improvement Committee and presented at an American Society of Regional Anesthesia and Pain Medicine meeting on nerve stimulation for postherpetic neuralgia. In his free time, Dr. Vollmer fishes, hunts, and plays golf.

Critical Care Medicine



Amanda Frantz, MD, graduated from St. George's University School of Medicine and completed an internship and residency in anesthesiology at Virginia Commonwealth University. During her residency, she researched the antioxidant effects of Vitamin C in cardiac surgery patients. Her hobbies are rock climbing, training for marathons, and competitive swimming.



Robert Harrell, MD, completed medical school at Duke University, after which he attended Chicago Medical School to complete his residency in general surgery. He went on to complete a fellowship in thoracic surgery at UCLA. Dr. Harrell has written articles in several publications, including Surgical Forum and has contributed to research on gene therapy for vascular disease. In his free time, he enjoys spending time with

his six-year-old daughter and four-year-old son. He began his fellowship on August 1.



Anthony Woodall, MD, graduated from medical school at the University of Arkansas and completed his residency in anesthesiology at the Louisiana State University Health Sciences Center in New Orleans. His research topics have included aspiration of posterior pharyngeal thrombus in patients with maxillofacial bleeding. In his free time, Dr. Woodall enjoys playing the guitar and camping, fishing, and hiking.



Ravi Chokshi, MD, completed medical school at St. George's University in Grenada, West Indies and completed his residency in obstetrics and gynecology at Drexel University. His research interests have included postpartum tubal ligation and predicting laboratory abnormalities in preeclampsia. In his free time, he enjoys volunteering and has participated in the Floating Doctors program in Panama, living

and working as a crew member aboard a sailboat.



Arturo Torres, MD, an off-cycle fellow who started in March, graduated from medical school at the University of Pittsburgh. He completed his residency in anesthesiology at the Naval Medical Center, San Diego. He has co-authored book chapters in Principles of Geriatric Critical Care and Complications in Anesthesia, 3rd ed. Dr. Torres is an avid cyclist, and he enjoys learning Japanese.

Cardiothoracic-Critical Care Medicine




Melissa Burger, MD, completed her residency in anesthesia at the University of Missouri after graduating from medical school with Research Distinction from the University of Miami. She has conducted research in improving blood product utilization and novel carborane-derived local anesthetics. She has performed sciatic and popliteal nerve blocks in mice and measured the loss and recovery of motor and sensory

function over time. Her hobbies include fishing in the Florida everglades, cooking, and playing the violin and viola.

Critical Care Medicine-Emergency Medicine



Kene Chukwuanu, MD, completed medical school at the University of Missouri and later earned his MPH degree in 2013 from Saint Louis University, College for Public Health. Also at Saint Louis University, Dr. Chukwuanu completed an emergency medicine residency and served as Chief Resident. He enjoys strength training, health policy, and football. Dr. Chukwuanu began his second year of the CCM-EM fellowship on July 1.



RESEARCH



BLUE RIDGE RANKINGS

UF's Department of Anesthesiology has once again ranked in **the top 50** for the National Institute Research Funding by the Blue Ridge Institute for Medical Research!

The Blue Ridge Institute for Medical Research is a North Carolina-based biosciences and health care nonprofit that provides a national ranking of total research grants awarded by the National Institutes of Health (NIH). UF's Department of Anesthesiology has always ranked highly and it has consistently improved its rankings over the past five years.



The Department of Anesthesiology has made significant progress in their ranking. In 2011, we ranked 31st; in 2012, we ranked 29th; in 2013, we ranked 27th; in 2014, we ranked 26th; and last year, in 2015, we ranked 23rd out of 50! We have also been awarded a tremendous amount of NIH funding, with a total

amount of \$1,399,628. We are steadily making our way to the top of the research pack thanks to our dedicated team of faculty researchers and their support staff.

Our very own staff have been ranked:

- **Patrick Tighe, MD, MS**, Associate Professor of Anesthesiology, ranked 54th out of 219 principal investigators, with \$609,630 in NIH funding in 2015.
- **Sylvain Doré, PhD**, Professor of Anesthesiology, Neurology, Psychiatry, and Neuroscience, ranked 84th of 219 principal investigators, with \$437,075 in NIH funding in 2015.
- **Anatoly Martynyuk, PhD**, Professor of Anesthesiology and Neuroscience, ranked 135th with \$317,188 in NIH funding in 2015.
- **Jenna Leclerc, MD, PhD**, student, ranked 214th with \$35,735 in NIH funding in 2015.

Independent assessments like Blue Ridge's provide a useful, though not definitive, measurement of how our department fits into the nation's overall research picture. The goal of the Blue Ridge Institute is to explore biological science, clinical science, and clinical care with an emphasis on targeted cancer therapy.

To learn more about the Blue Ridge Institute for Medical Research, please visit www.brimr.org.

Department of Anesthesiology Publications Books and Book Chapters FY 2015 (July)-2016 (June)

1. Algarra NN. Anesthesia care for intracranial injury. In Papadakos P, Gestring M (Eds.). Encyclopedia of Trauma Care. Berlin: Springer-Verlag, 2015.
2. Algarra NN. Anesthesia for spinal cord injury. In Papadakos P, Gestring M (Eds.). Encyclopedia of Trauma Care. Berlin: Springer-Verlag, 2015.
3. Boezaart AP, Bigeleisen PE, Moayeri N. Microanatomy of the peripheral nervous system and stimulation thresholds inside and outside the epineurium. In Bigeleisen P, Chelly J, Orebaugh S (Eds.). Ultrasound-Guided Regional Anesthesia and Pain Medicine, 2nd Ed. Riverwoods, IL: Wolters Kluwer/LWW, 2015.
4. Buckenmaier C, Kent M, Tighe P (Eds.). Acute Pain Medicine. London: Oxford Press, 2015.
5. Idris A, Biersens J, Wigginton J, Pepe P, Gabrielli A, Handley A, Modell J. Recommended guidelines for uniform reporting of data from drowning: the Utstein style, in Biersens J (Ed). Handbook on Drowning. Heidelberg: Springer-Verlag, 2015, pp 377-85.
6. Modell JH, Kiley S: Pathophysiology and treatment of drowning. In Oxford Textbook of Critical Care. London: Oxford University Press, 2015.
7. Sidi A. Anesthesia in intensive care. In Layon AJ, Gabrielli A, Yu M (Eds). Civetta, Taylor & Kirby's Critical Care, 5th ed. Philadelphia: Lippincott Williams & Wilkins, 2015.
8. Urdaneta F. Bilateral vocal cord paralysis. In Rosenblatt WH, Popescu WM (Eds). Master Techniques in Upper and Lower Airway Management, 1st ed. Philadelphia: Lippincott Williams & Wilkins, 2015.
9. Urdaneta F. Base of tongue tumor. In Rosenblatt WH, Popescu WM (Eds). Master Techniques in Upper and Lower Airway Management, 1st ed. Philadelphia: Lippincott Williams & Wilkins, 2015.
10. Urdaneta F. Microaryngoscopy with laser surgery. In Rosenblatt WH, Popescu WM (Eds). Master Techniques in Upper and Lower Airway Management, 1st ed, Philadelphia: Lippincott Williams & Wilkins, 2015.
11. Urdaneta F. Tracheo-bronchial trauma and disruption. In Berkow L, Sakles J (Eds). Cases in Emergency Airway Management. Cambridge, UK: Cambridge University Press, 2015.
12. Urdaneta F. Unilateral vocal cord paralysis. In Rosenblatt WH, Popescu WM (Eds). Master Techniques in Upper and Lower Airway Management, 1st ed, Philadelphia: Lippincott Williams & Wilkins, 2015.
13. Boezaart AP (Ed). The Anatomical Foundations of Regional Anesthesia and Acute Pain Medicine. Oak Park, IL: Bentham Science Publishers, 2016.
14. Boezaart AP, Bigeleisen P. Applied macroanatomy of the upper extremity nerves above the clavicle. In Boezaart AP (Ed). The Anatomical Foundations of Regional Anesthesia and Acute Pain Medicine: Macroanatomy, Microanatomy, Sonoanatomy, and Functional Anatomy. Oak Park, IL: Bentham Science Publishers, 2016.
15. Boezaart AP, Ihnatsenka BV, Zaslavich Y. Sonoanatomy of the nerves below the clavicle. In Boezaart AP (Ed). The Anatomical Foundations of Regional Anesthesia and Acute Pain Medicine: Macroanatomy, Microanatomy, Sonoanatomy, and Functional Anatomy. Oak Park, IL: Bentham Science Publishers, 2016.
16. Boezaart AP, Ihnatsenka BV, Zaslavich Y. Sonoanatomy of the nerves in the axilla and around the elbow and wrist joints. In Boezaart AP (Ed). The Anatomical Foundations of Regional Anesthesia and Acute Pain Medicine: Macroanatomy, Microanatomy, Sonoanatomy, and Functional Anatomy. Oak Park, IL: Bentham Science Publishers, 2016.
17. Boezaart AP, Ihnatsenka BV. Applied macro- and sonoanatomy of the nerves around the ankle. In Boezaart AP (Ed). The Anatomical Foundations of Regional Anesthesia and Acute Pain Medicine: Macroanatomy, Microanatomy, Sonoanatomy, and Functional Anatomy. Oak Park, IL: Bentham Science Publishers, 2016.
18. Boezaart AP, Ihnatsenka BV. Applied macro-, micro and sonoanatomy of the lumbar paravertebral space. In Boezaart AP (Ed). The Anatomical Foundations of Regional Anesthesia and Acute Pain Medicine: Macroanatomy, Microanatomy, Sonoanatomy, and Functional Anatomy. Oak Park, IL: Bentham Science Publishers, 2016.
19. Boezaart AP. The microanatomy of the brachial plexus and peripheral nerves. In Boezaart AP (Ed). The Anatomical Foundations of Regional Anesthesia and Acute Pain Medicine: Macroanatomy, Microanatomy, Sonoanatomy, and Functional Anatomy. Oak Park, IL: Bentham Science Publishers, 2016.
20. Boezaart AP. Applied macro-, micro- and sonoanatomy of the neuraxium. In Boezaart AP (Ed). The Anatomical Foundations of Regional Anesthesia and Acute Pain Medicine: Macroanatomy, Microanatomy, Sonoanatomy, and Functional Anatomy. Oak Park, IL: Bentham Science Publishers, 2016.
21. Boezaart AP. Applied macroanatomy of the nerves in the axilla, and at the elbow and wrist. In Boezaart AP (Ed). The Anatomical Foundations of Regional Anesthesia and Acute Pain Medicine: Macroanatomy, Microanatomy, Sonoanatomy, and Functional Anatomy. Oak Park, IL: Bentham Science Publishers, 2016.
22. Boezaart AP. Applied macroanatomy of the nerves of the upper thigh. In Boezaart AP (Ed). The Anatomical Foundations of Regional Anesthesia and Acute Pain Medicine: Macroanatomy, Microanatomy, Sonoanatomy, and Functional Anatomy. Oak Park, IL: Bentham Science Publishers, 2016.
23. Boezaart AP. Applied macroanatomy of the sciatic nerve. In Boezaart AP (Ed). The Anatomical Foundations of Regional Anesthesia and Acute Pain Medicine: Macroanatomy, Microanatomy, Sonoanatomy, and Functional Anatomy. Oak Park, IL: Bentham Science Publishers, 2016.
24. Boezaart AP. Functional anatomy of the nerves of the lower extremity. In Boezaart AP (Ed). The Anatomical Foundations of Regional Anesthesia and Acute Pain Medicine: Macroanatomy, Microanatomy, Sonoanatomy, and Functional Anatomy. Oak Park, IL: Bentham Science Publishers, 2016.
25. Boezaart AP. Functional anatomy of the nerves of the upper extremity. In Boezaart AP (Ed). The Anatomical Foundations of Regional Anesthesia and Acute Pain Medicine: Macroanatomy, Microanatomy, Sonoanatomy, and Functional Anatomy. Oak Park, IL: Bentham Science Publishers, 2016.
26. Boezaart AP. Microanatomy of the femoral nerve. In Boezaart AP (Ed). The Anatomical Foundations of Regional Anesthesia and Acute Pain Medicine: Macroanatomy, Microanatomy, Sonoanatomy, and Functional Anatomy. Oak Park, IL: Bentham Science Publishers, 2016.
27. Boezaart AP. Microanatomy of the nerves in the axilla. In Boezaart AP (Ed). The Anatomical Foundations of Regional Anesthesia and Acute Pain Medicine: Macroanatomy, Microanatomy, Sonoanatomy, and Functional Anatomy. Oak Park, IL: Bentham Science Publishers, 2016.
28. Boezaart AP. Microanatomy of the sciatic nerve. In Boezaart AP (Ed). The Anatomical Foundations of Regional Anesthesia and Acute Pain Medicine: Macroanatomy, Microanatomy, Sonoanatomy, and Functional Anatomy. Oak Park, IL: Bentham Science Publishers, 2016.

BOOKS AND BOOK CHAPTERS (continued)

29. Bohannon DS, Boezaart AP, Bigeleisen P. Applied macro- and microanatomy of the nerves below the clavicle. In Boezaart AP (Ed). *The Anatomical Foundations of Regional Anesthesia and Acute Pain Medicine: Macroanatomy, Microanatomy, Sonoanatomy, and Functional Anatomy*. Oak Park, IL: Bentham Science Publishers, 2016.
30. Edwards DA, Boezaart AP. Applied macro- and fluoroanatomy of the abdominal and pelvic sympathetic ganglia. In Boezaart AP (Ed). *The Anatomical Foundations of Regional Anesthesia and Acute Pain Medicine: Macroanatomy, Microanatomy, Sonoanatomy, and Functional Anatomy*. Oak Park, IL: Bentham Science Publishers, 2016.
31. Ihnatsenka BV, Boezaart AP, Zsimevich Y, Munro AP. The sonoanatomy of the posterior triangle of the neck. In Boezaart AP (Ed). *The Anatomical Foundations of Regional Anesthesia and Acute Pain Medicine: Macroanatomy, Microanatomy, Sonoanatomy, and Functional Anatomy*. Oak Park, IL: Bentham Science Publishers, 2016.
32. Ihnatsenka BV, Boezaart AP, Zsimevich Y. Applied macro-, micro- and sonoanatomy of the thoracic paravertebral space. In Boezaart AP (Ed). *The Anatomical Foundations of Regional Anesthesia and Acute Pain Medicine: Macroanatomy, Microanatomy, Sonoanatomy, and Functional Anatomy*. Oak Park, IL: Bentham Science Publishers, 2016.
33. Ihnatsenka BV, Boezaart AP, Zsimevich Y. Sonoanatomy of the nerves in the anterior thigh. In Boezaart AP (Ed). *The Anatomical Foundations of Regional Anesthesia and Acute Pain Medicine: Macroanatomy, Microanatomy, Sonoanatomy, and Functional Anatomy*. Oak Park, IL: Bentham Science Publishers, 2016.
34. Ihnatsenka BV, Boezaart AP, Zsimevich Y. Sonoanatomy of the sciatic nerve. In Boezaart AP (Ed). *The Anatomical Foundations of Regional Anesthesia and Acute Pain Medicine: Macroanatomy, Microanatomy, Sonoanatomy, and Functional Anatomy*. Oak Park, IL: Bentham Science Publishers, 2016.
35. Le-Wendling L, Boezaart AP. Applied macro- and sonoanatomy of the nerves of the abdominal wall and the transversus abdominis plain (TAP). In Boezaart AP (Ed). *The Anatomical Foundations of Regional Anesthesia and Acute Pain Medicine: Macroanatomy, Microanatomy, Sonoanatomy and Functional Anatomy*. Oak Park, IL: Bentham Science Publishers, 2016.
36. Reyneke JP, Boezaart AP. Applied macro- and sonoanatomy of the nerves of the head and neck. In Boezaart AP (Ed). *The Anatomical Foundations of Regional Anesthesia and Acute Pain Medicine: Macroanatomy, Microanatomy, Sonoanatomy, and Functional Anatomy*. Oak Park, IL: Bentham Science Publishers, 2016.
37. Nin O, Kent M, Tighe PJ. The acute pain team. In Stuart-Smith K (Ed): *Perioperative Medicine: Current Controversies*. Christchurch, New Zealand: Springer, 2016.

Journal Publications FY 2014 (July)-2015 (June)

1. Ahmad AS, Satriotomo I, Fazal J, Nadeau SE, Doré S. Considerations for the optimization of induced white matter injury preclinical models. *Front Neurol*. 2015;6:172.
2. Akbar U, Dham B, Tighe P. Incidence and mortality trends of aspiration pneumonia in Parkinson's disease in the United States, 1979-2010. *Parkinsonism Relat Disord*. 2015;21:1082-6.
3. Ben-David K, Fullerton A, Rossidis G, Michel M, Thomas R, Sarosi G, White J, Giordano C, Hochwald S. Prospective comprehensive evaluation of minimally invasive esophagectomies with cervical anastomosis: silent versus vocal aspiration. *J Gastrointest Surg*. 2015;19:1748-52.
4. Bihorac A, Kellum JA. Acute kidney injury in 2014: a step towards understanding mechanisms of renal repair. *Nat Rev Nephrol*. 2015;11:74-5.
5. Bihorac A. Acute kidney in the surgical patient: recognition and attribution. *Nephron*. 2015;131:118-22.
6. Bihorac A. Guiding AKI prevention using biomarkers. *SCCM Critical Connections* April 2, 2015.
7. Bihorac A. Quantification of urinary TIMP-2 and IGFBP-7 in cardiac surgery: applying standards for reporting prognostic accuracy. Comment on "Quantification of urinary TIMP-2 and IGFBP-7: an adequate diagnostic test to predict acute kidney injury after cardiac surgery?" *Crit Care*. 2015;19:3.
8. Ben-David K, Fullerton A, Rossidis G, Michel M, Thomas R, Sarosi G, White J, Giordano C, Hochwald S. Prospective comprehensive evaluation of minimally invasive esophagectomies with cervical anastomosis: silent versus vocal aspiration. *J Gastrointest Surg*. 2015; 19:1748-52.
9. Boezaart AP, Zsimevich Y, Parvatani HK. Long-acting local anesthetic agents and additives: snake oil, voodoo, or the real deal? *Pain Med*. 2015;16:13-7.
10. Bosslet GT, Pope TM, Rubenfeld G, Lo B, Truong R, Rushton C, Curtis JR, Ford DW, Osborne M, Misak C, Au DH, Azoulay E, Brody B, Fahy B, Hall J, Kesecioglu J, Kon AA, Lindell K, White DB. An official ATS/AACN/ACCP/ESICM/SCCM policy statement: responding to requests for potentially inappropriate treatments in intensive care units. *Am J Resp Crit Care Med*. 2015;191:1318-30.
11. Bunch JR, Goldstein HV, Hurley RW. Complete coverage of phantom limb and stump pain with constant current SCS system: a case report and review of the literature. *Pain Pract*. 2015;15:E20-6.
12. Cole D, Sellar A, Peng YG. Descending aortic stent graft collapse during frozen elephant trunk repair: detection using invasive blood pressure monitoring and intraoperative transesophageal echocardiography. *J Cardiothorac Vasc Anesth*. 2015. pii: S1053-0770(15)00977-5. [Epub ahead of print]
13. Cole DC, Baslanti TO, Gravenstein NL, Gravenstein N. Leaving more than your fingerprint on the intravenous line: a prospective study on propofol anesthesia and implications of stopcock contamination. *Anesth Analg*. 2015;120:861-7.
14. Cruz-Almeida Y, Aguirre M, Sorenson HL, Tighe P, Wallet SM, Riley JI III. Age differences in cytokine expression under conditions of health using experimental pain models. *Exp Gerontol*. 2015;72:150-6.
15. Danek G, Gravenstein N, Lizdas DE, Lampotang S. Prevalence of dependent loops in urine drainage systems in hospitalized patients. *J Wound Ostomy Care Nursing*. 2015;42:273-8.
16. Fahy BG, Bensalem-Owen M, Vasilopoulos T, Cibula JE, Ozragat-Baslanti T, Chau DF. Podcast model for medical student electroencephalogram instruction. *Med Sci Educ*. 2015;25:113-7.
17. Fahy BG, Brull SJ, Schwartz AJ. Anesthesiology graduate medical education: best approaches for the learner, best approaches for the teacher. *Editorial. Anesth Analg*. 2015;121:1428-9.
18. Fahy BG, Vasilopoulos T, Ford S, Gravenstein D, Enneking FK. A single consent for serial anesthetics in burn surgery. *Anesth Analg*. 2015;121:219-22.

19. Feezor RJ, Janelle GM, Klodell CT. Transcatheter aortic valve replacement: from the femoral artery to the left ventricular apex- the spectrum to access. *Semin Cardiothorac Vasc Anesth*. 2015;19:29-37. Review.
20. Frankowski JC, DeMars KM, Ahmad AS, Hawkins KE, Yang C, Leclerc JL, Doré S, Candelario-Jalil E. Detrimental role of the EP1 prostanoid receptor in blood-brain barrier damage following experimental ischemic stroke. *Sci Rep*. 2015;5:17956.
21. Giordano C. Editorial: pharmacological considerations in anesthesiology: from organ failure to transplantation. *Curr Clin Pharmacol*. 2015;10:1-2.
22. Gravenstein N, Fish JT, Klinker KP, Coursin DB. Prophylactic perioperative antibiotic administration: is it time to infuse our practices with new approaches? *Anesth Analg*. 2015;120:709-11.
23. Hedna VS, Ansari S, Ahmad AS. Validity of laser Doppler flowmetry in predicting outcome in murine intraluminal middle cerebral artery occlusion stroke. *J Vasc Interv Neurol*. 2015;8:74-82.
24. Hobson C, Singhanig A, Bihorac A. Acute kidney injury in the surgical patient. *Crit Care Clin*. 2015;31:705-23. Review.
25. Hobson C, Bihorac A. Critical care delivery and ICU structure: the elephant in the room. *Crit Care Med*. 2015;43:e590-1.
26. Hobson C, Ozragat-Baslanti T, Kuxhausen A, Thottakkara P, Efron PA, Moore FA, Moldawer LL, Segal MS, Bihorac A. Cost and mortality associated with postoperative acute kidney injury. *Ann Surg*. 2015;261:1207-14.
27. Huber M, Ozragat-Baslanti T, Thottakkara P, Scali S, Bihorac A, Hobson C. Cardiovascular-specific mortality and kidney disease in patients undergoing vascular surgery. *JAMA Surg*. 2015;23:1-10.
28. Hulata DF, Le-Wendling L, Boezaart AP, Hurley RW. Stellate ganglion local anesthetic blockade and neurolysis for the treatment of refractory ventricular fibrillation. *A&A Case Rep*. 2015;4:49-51.
29. Karimi A, Daigle SS, Smith WB, Janelle GM, Klodell CT. Efficacy and safety of recombinant factor VII as rescue for severe perioperative bleeding in HeartMate II recipients. *J Card Surg*. 2015;30:500-5.
30. Keidan I, Ben-Menachem E, Greenberger S. Safety of extravasated sodium bicarbonate. *Resuscitation*. 2015; 97:e7.
31. Keidan I, Sidi A, Ben-Menachem E, Derazne E, Berkenstadt H. A simple diagnostic test to confirm correct intravascular placement of peripheral catheters in order to avoid extravasation. *J Clin Anesth*. 2015;27:585-8.
32. Kiley S, Cassara C, Fahy BG. Lung ultrasound in the intensive care unit. *J Cardiothorac Vasc Anesth*. 2015;29:196-203.
33. Koyner JL, Hoste EA, Bihorac A. Tissue inhibitor metalloproteinase-2 (TIMP-2)-IGF-binding protein-7 (IGFBP7) levels are associated with adverse long-term outcomes in patients with AKI. *J Am Soc Nephrol*. 2015;26:1747-54.
34. Lampotang S. Unlike history, should a simulator not repeat itself? *Simul Healthc*. 2015;10:331-5.
35. Leclerc JL, Ahmad AS, Singh N, Soshnik-Schierling L, Greene E, Dang A, Doré S. Intracerebral hemorrhage outcomes following selective blockade or stimulation of the PGE2 EP1 receptor. *BMC Neurosci*. 2015;16:48.
36. Leclerc JL, Blackburn S, Neal D, Mendez NV, Wharton JA, Waters MF, Doré S. Haptoglobin phenotype predicts the development of focal and global cerebral vasospasm and may influence outcomes after aneurysmal subarachnoid hemorrhage. *Proc Natl Acad Sci USA*. 2015;112:1155-60.
37. Leclerc JL, Lampert AS, Diller MA, Immergluck JB, Doré S. Prostaglandin E2 EP2 receptor deletion attenuates intracerebral hemorrhage-induced brain injury and improves functional recovery. *ASN Neuro*. 2015;7. pii: 1759091415578713.
38. Leclerc JL, Lampert AS, Diller MA, Doré S. Genetic deletion of the prostaglandin E2 EP2 prostanoid receptor subtype 3 improves anatomical and functional outcomes after intracerebral hemorrhage. *Eur J Neurosci*. 2015;41:1381-91.
39. Leonardo CC, Mendes M, Ahmad AS, Doré S. Efficacy of prophylactic flavan-3-ol in permanent focal ischemia in 12-mo-old mice. *Am J Physiol Heart Circ Physiol*. 2015;308:H583-91.
40. Leclerc JL, Ahmad AS, Singh N, Soshnik-Schierling L, Greene E, Dang A, Doré S. Intercerebral hemorrhage outcomes following selective blockade or stimulation of the PGE2 EP1 receptor. *BMC Neurosci*. 2015;16:48.
41. Mahanna E, Crimi E, White P, Mann DS, Fahy BG. Nutrition and metabolic support for critically ill patients. *Curr Opin Anesthesiol*. 2015;28:131-8.
42. Mohan S, Narumiya S, Doré S. Neuroprotective role of prostaglandin PGE2 EP2 receptor in hemin-mediated toxicity. *Neurotoxicology*. 2015;46:53-9.
43. Morey TE, Rice MJ, Gravenstein N. What is a reference standard? *Anesth Analg*. 2015;120:8-9.
44. Morey TE, Sappenfield JW, Gravenstein N, Rice MJ. Joint Commission and regulatory fatigue/weakness/overabundance/distraction: clinical context matters. *Anesth Analg*. 2015;121:394-6.
45. Murray DR, Peng YG. Pulmonary venous diastolic flow reversal and flash pulmonary edema during management of ongoing myocardial ischemia with intra-aortic balloon pump. *A&A Case Rep*. 2015;5:146-50.
46. Nacionales DC, Bihorac A, Joseph A. A detailed characterization of the dysfunctional immunity and abnormal myelopoiesis induced by severe shock and trauma in the aged. *J Immunol*. 2015;195:2396-407.
47. Nguyen DD, Solanki D, Babl C, Gravenstein N, Przkora R. Perceptions and attitudes of anesthesiologists toward pain management: a survey of pain categories. *Int J Anesth Anesthesiol*. 2015;2:2.
48. Papa L, Robertson C, Wang K, Brophy G, Hannay HJ, Heaton S, Schmalfuss I, Gabrielli A, Hayes R, Robicsek S. Clinical and biomarker predictors of outcomes in non-penetrating severe traumatic brain injury. *Neurocrit Care*. 2015;22:52-64.
49. Przkora R, McGrady W, Vasilopoulos T, Gravenstein N, Solanki D. Evaluation of the head-mounted display for ultrasound-guided peripheral nerve blocks in simulated regional anesthesia. *Pain Med*. 2015;16:2192-4.
50. Rastogi V, Santiago-Moreno J, Doré S. Ginseng: a promising neuroprotective strategy in stroke. *Front Cell Neurosci*. 2015;8:457. Review.
51. Reed H, Janelle GM. A single-lung transplantation complicated by torsion of the donor lung: diagnosis by intraoperative transesophageal echocardiography. *J Cardiothorac Vasc Anesth*. 2015. pii: S1053-0770(15)00848-4.
52. Rice SD, Rice MJ, Wedig G. Is our health care system actually a market-based economy? *Anesth Analg*. 2015;121:1114-5.
53. Robb A, Cordar A, Lampotang S, White C, Wendling A, Lok B. Teaming up with virtual humans: how other people change our perceptions of and behavior with virtual teammates. *IEEE Trans Vis Comput Graph*. 2015;21:511-9.
54. Rosenthal M, Gabrielli A, Moore F. The evolution of nutritional support in long term ICU patients: from multisystem organ failure to persistent immunosuppressed inflammatory catabolic syndrome. *Minerva Anesthesiol*. 2016;82:84-96.
55. Sappenfield J. Meeting regulatory standards while preparing for emergency surgeries. *Anesth Analg*. 2015;120:695.

PUBLICATIONS (continued)

56. Smith WB, Robinson AR 3rd, Janelle GM. Expanding role of perioperative transesophageal echocardiography in the general anesthesia practice and residency training in the United States. *Curr Opin Anaesthesiol*. 2015;28:95-100.
57. Szpila BE, Ozrazgat-Baslanti T, Zhang J, Lanz J, Davis R, Rebel A, Vanzant E, Gentile LF, Cuenca AG, Ang DN, Liu H, Lottenberg L, Marker P, Zumberg M, Bihorac A, Moore FA, Brakenridge S, Efron PA. Successful implementation of a packed red blood cell and fresh frozen plasma transfusion protocol in the surgical intensive care unit. *Plos One*. 2015;10:e0126895.
58. Tighe PJ, Goldsmith RC, Gravenstein M, Bernard HR, Fillingim RB. The painful tweet: text, sentiment, and community structure analyses of tweets pertaining to pain. *J Med Internet Res*. 2015;17:e84.
59. Tighe PJ, Harle CA, Hurley RW, Aytug H, Boezaart AP, Fillingim RB. Teaching a machine to feel postoperative pain: combining high-dimensional clinical data with machine learning algorithms to forecast acute postoperative pain. *Pain Med*. 2015;16:1386-401.
60. Tighe P, Buckenmaier CC III, Boezaart AP, Carr DB, Clark LL, Herring AA, Kent M, Mackey S, Mariano ER, Polomano RC, Reisfeld GM. Acute pain in medicine in the united states: a status report. *Pain Med*. 2015;16:1806-26.
61. Tighe PJ, Le-Wendling L, Patel A, Zou B, Fillingim RB. Clinically derived early postoperative pain trajectories differ by age, sex, and type of surgery. *Pain*. 2015;156:609-17.
62. Tóth A, Schmalfuss I, Heaton S, Gabrielli A, Hannay HJ, Papa L, Brophy G, Wang KKW, Büki A, Schwarcz A, Hayes R, Robertson CS, Robicsek SA. Lateral ventricle volume asymmetry predicts midline shift and 6-month outcome in severe traumatic brain injury. *J Neurotrauma*. 2015;32:1307-11.
63. Vanzant EL, Hilton RE, Lopez CM, Inflammation and Host Response to Injury Investigators, et al. Advanced age is associated with worsened outcomes and a unique genomic response in severely injured patients with hemorrhagic shock. *Crit Care*. 2015;19:77.
64. Vanzant EL, Ozrazgat-Baslanti T, Liu H, Liu H, Malik S, Davis R, Lanz J, Miggins MV, Gentile LF, Cuenca A, Cuenca AG, Lottenberg L, Moore FA, Ang DN, Bihorac A, Efron PA. Clostridium difficile infections after blunt trauma: a different patient population? *Surg Infect*. 2015;16:421-7.
65. Vasilopoulos T, Chau DF, Bensalem-Owen M, Cibula JE, Fahy BG. Prior podcast experience moderates efficacy of electroencephalography. *Anesth Analg*. 2015;121:791-7.
66. Vaught AJ, Ozrazgat-Baslanti T, Javed A, Morgan L, Hobson CE, Bihorac A. Acute kidney injury in major gynaecological surgery: an observational study. *BJOG*. 2015;122:1340-8.
67. White C, Chuah JH, Robb A, Lok B, Lampotang S, Lizardas D, Martindale J, Pi G, Wendling A. Using a critical incident scenario with virtual humans to assess educational needs of nurses in a postanesthesia care unit.. *J Continuing Educ Health Prof*. 2015;35:158-65.
68. Willis J, Zhu W, Perez-Downes J, Tan S, Xu C, Gravenstein N, Seubert CN, Martynuk AE. Propofol-induced electroencephalographic seizures in neonatal rats: the role of corticosteroids and GABA-A receptor mediated excitation. *Anesth Analg*. 2015;120:433-9.
69. Xu C, Tan S, Zhang J, Seubert CN, Gravenstein N, Summers C, Vasilopoulos T, Martynuk AE. Anesthesia with sevoflurane in neonatal rats: developmental neuroendocrine abnormalities and alleviating effects of the corticosteroid and Cl(-) importer antagonists. *Psychoneuroendocrinology*. 2015;60:173-81.
70. Yang D, Pannu D, Shang Q, White JDF, Draganov PV. Prospective evaluation of anesthesia management, feasibility and efficacy of peroral endoscopic myotomy (POEM) for achalasia performed in the endoscopy unit. *Endosc Int Open*. 2015;3:E289-95.
71. Zhang MQ, Ji MH, Zhao QS, Jia M, Qiu LL, Yang JJ, Peng YG, Yang JJ, Martynuk AE. Neurobehavioural abnormalities induced by repeated exposure of neonatal rats to sevoflurane can be aggravated by social isolation and enrichment deprivation initiated after exposure to the anaesthetic. *Br J Anaesth*. 2015;115:752-60.
72. Feezor RJ, Janelle GM, Klodell CT. Transcatheter aortic valve replacement: from the femoral artery to the left ventricular apex - the spectrum to access. *Semin Cardiothorac Vasc Anesth*. 2015;19:29-37.
73. Papa L, Robertson CS, Wang KK, Brophy GM, Hannay HJ, Heaton S, Schmalfuss I, Gabrielli A, Hayes RL, Robicsek SA. Biomarkers improve clinical outcome predictors of mortality following non-penetrating severe traumatic brain injury. *Neurocrit Care*. 2015;22:52-64.
74. Przkora R, Fisher S, von der Hoeft N, Heyde CE, Dominguez JD, Maybauer M, Volpi E. Use of the short physical performance battery and step count monitoring to evaluate the effects of lumbar epidural steroid injections in an elderly patient. *J Clin Gerontol Geriatrics*. 2015;6:68-70.
75. Regional Anesthesiology and Acute Pain Medicine Fellowship Directors Group [Le-Wendling L]. Guidelines for fellowship training in regional anesthesiology and acute pain medicine, 3rd ed. *Reg Anesth Pain Med*. 2015;40:213-7.
76. Vaught A, Ozrazgat-Baslanti T, Javed A, Morgan L, Hobson C, Bihorac A. Acute kidney injury in major gynaecological surgery: an observational study. *BJOG*. 2015;122:1340-8.
77. Peng YG, Song H, Wang E, Wang W, Liu J. Essential training steps to achieving competency in the basic intraoperative transesophageal echocardiography examination for Chinese anesthesiologists. *Frontier Med*. 2015;9:123-8.
78. Algarra NN, Lele AV, Prather S, Souter MJ, Vavilala MS, Qiu Q, Sharma D. Intraoperative secondary insults during orthopedic surgery in traumatic brain injury. *J Neurosurg Anesthesiol*. 2016 Mar 4. [Epub ahead of print]
79. Asmussen S, Maybauer DM, Chen JD, Fraser JF, Toon MH, Przkora R, Jennings K, Maybauer MO. Effects of acupuncture in anesthesia for craniotomy: a meta-analysis. *J Neurosurg Anesthesiol*. 2016 Mar 10. PMID: 26967459 [Epub ahead of print]
80. Bensley RP, Mohr AM, Huber TS, Sappenfield JW. Novel use of a Sengstaken-Blakemore tube during a neck exploration of a carotid injury: a case report. *Injury*. 2016 Mar 14. pii: S0020-1383(16)30035-3. [Epub ahead of print]
81. Bihorac A, Ozrazgat-Baslanti T, Mahanna E, Malik S, White P, Sorensen M, Fahy BG, Petersen JW. Long-term outcomes for different forms of stress cardiomyopathy after surgical treatment for subarachnoid hemorrhage. *Anesth Analg*. 2016 May;122:1594-602.
82. Bihorac A, J Vaught A, Ozrazgat-Baslanti, E Hobson C. Authors' reply re: Acute kidney injury in major gynaecological surgery: an observational study. *BJOG*. 2016;123:1235.
83. Euliano TY, Nguyen MT, Darmanjian S, Busowski JD, Euliano N, Gregg AR. Monitoring uterine activity during labor: clinician interpretation of electrohysterography versus intrauterine pressure catheter and tocodynamometry. *Am J Perinatol*. 2016;33:831-8.
84. Gunnerson KJ, Shaw AD, Chawla LS, Bihorac A, Al-Khafaji A, Kashani K, Lissauer M, Shi J, Walker MG, Kellum JA; Sapphire Topaz investigators. TIMP2-IGFBP7 biomarker panel accurately predicts acute kidney injury in high-risk surgical patients. *J Trauma Acute Care Surg*. 2016;80:243-9.
85. Huber M, Ozrazgat-Baslanti T, Thottakkara P, Efron PA, Feezor R, Hobson C, Bihorac A. Mortality and cost of acute and chronic kidney disease after vascular surgery. *Ann Vasc Surg*. 2016;30:72-81.e2.
86. Janelle GM, London MJ. Perioperative ultrasound: the future is now. *Anesth Analg*. 2016;122:1734-6.
87. Janelle GM, Shore-Lesserson L, Smoth CE, Levy JH, Shander A. What is the PROPPR transfusion strategy in trauma resuscitation? *Anesth Analg*. 2016;122:1216-9.
88. Jia M, Liu WX, Yang JJ, Xu N, Xie ZM, Ju LS, Ji MH, Matynuk AE, Yang JJ. Role of histone acetylation in long-term neurobehavioral effects of neonatal exposure to sevoflurane in rats. *Neurobiol Dis*. 2016;91:209-20.
89. Ji MH, Tong JH, Tan YH, Cao ZY, Ou CY, Li WY, Yang JJ, Peng YG, Zhu SH. Erythropoietin pretreatment attenuates seawater aspiration-induced acute lung injury in rats. *Inflammation*. 2016;39:447-56.
90. Keidan I, Ben-Menachem E, Berkenstadt H, Toren A. A simple diagnostic test to confirm correct placement of dysfunctional central venous catheters before chemotherapy in children. *J Pediatr Hematol Oncol*. 2016;38:70-80.
91. Lampotang S, Lizardas DE, Derendorf H, Gravenstein N, Lok B, Quarles JP. Race-specific pharmacodynamic model of propofol-induced loss consciousness. *J Clin Pharmacol*. 2016 Feb 11. [Epub ahead of print].
92. Leclerc JL, Lampert AS, Diller MA, Dore S. PGE2-EP3 signaling exacerbates intracerebral hemorrhage outcomes in 4-month-old mice. *Am J Physiol Heart Circ Physiol*. 2016;310:H1725-34.
93. Le HT, Hangiandreou N, Timmerman R, Rice MJ, Smith WB, Dettle L, Janelle GM. Imaging artifacts in echocardiography. *Anesth Analg*. 2016;122:633-46.
94. Ma B, Day JP, Phillips H, Slootsky B, Tolosano E, Doré S. Deletion of the hemopexin or heme oxygenase-2 gene aggravates brain injury following stroma-free hemoglobin-induced intracerebral hemorrhage. *J Neuroinflammation*. 2016;13:26.
95. Mahanna E, Edwards DA, Tarante N, Rahman M, Petersen JW, Bihorac A. Variant neurogenic stunned myocardium in a young female after subarachnoid hemorrhage. *A&A Case Rep*. 2016;6:10-3.
96. Mehta R, Bihorac A, Selby NM, Quan H, Goldstein SL, Kellum JA, Ronco C, Bagshaw SM; Acute Dialysis Quality Initiative (ADQI) Consensus Group. Establishing a continuum of acute kidney injury: tracing AKI using data source linkage and long-term follow-up: Workgroup Statements from the 15th ADQI Consensus Conference. *Can J Kidney Health Dis*. 2016;3:13.
97. Morey TE. Going Pro? *Anesth Analg*. 2016;122:1247-9.
98. Ozrazgat-Baslanti T, Thottakkara P, Huber M, Berg K, Gravenstein N, Tighe P, Lipori G, Segal MS, Hobson C, Bihorac A. Acute and chronic kidney disease and cardiovascular mortality after major surgery. *Ann Surg*. 2016 Jan 7. [Epub ahead of print]
99. Ozrazgat-Baslanti T, Blanc P, Thottakkara P, Ruppert M, Rashidi P, Momcilovic P, Hobson C, Efron PA, Moore FA, Bihorac A. Preoperative assessment of the risk for multiple complications after surgery. *Surgery*. 2016;160:463-72.
100. Pannu D, White JD, Draganov PV. Peroral endoscopic myotomy in the endoscopy unit: location, location, location. *Gastrointest Endosc*. 2016;83:126-8.
101. Rabai F, Sessions R, Seubert CN. Neurophysiological monitoring and spinal cord integrity. *Best Pract Res Clin Anesthesiol*. 2016;30:53-68. Review.
102. Rice MJ, Morey TE, Sappenfield JW, Gravenstein N. In Response. *Anesth Analg*. 2016;122:581.
103. Robb A, Kleinsmith A, Cordar A, White C, Lampotang S, Wendling A, Lok B. Do variations in agency indirectly affect behavior with others? *IEEE Trans Vis Comput Graph*. 2016;22:1336-45.
104. Sappenfield JW, Rice MJ, Gravenstein N, Morey TE. Still waiting for evidence that current noninvasive hemoglobinometry adds value. *Anesth Analg*. 2016 Jun 1. [Epub ahead of print]
105. Smith CR, Urdaneta F, Gravenstein N. Use-dependent curvature changes in the GlideRite reusable intubation stylet. *A&A Case Rep*. 2016;6:299-304.
106. Thottakkara P, Ozrazgat-Baslanti T, Hupf BB, Rashidi P, Pardalos P, Momcilovic P, Bihorac A. Application of machine learning techniques to high-dimensional clinical data to forecast postoperative complications. *PLoS One*. 2016;11:e0155705.
107. Tighe PJ, Nickerson P, Fillingim RB, Rashidi P. Characterizations of temporal postoperative pain signatures with symbolic aggregate approximations. *Clin J Pain*. 2016 May 6. [Epub ahead of print]
108. Tittsworth WL, Abram J, Guin P, Herman MA, West J, Davis NW, Bushwitz J, Hurley RW, Seubert CN. A prospective time-series quality improvement trial of a standardized analgesia protocol to reduce postoperative pain among neurosurgery patients. *J Neurosurg*. 2016;11:1-10.
109. Vanzant EL, Hilton RE, Lopez CM, Zhang J, Ungaro RF, Gentile LF, Szpila BE, Maier RV, Cuschieri J, Bihorac A, Leeuwenburgh C, Moore FA, Baker HV, Moldaver LL, Brakenridge SC, Efron PA; Inflammation and Host Response to Injury Investigators, editors. Advanced age is associated with worsened outcomes and a unique genomic response in severely injured patients with hemorrhagic shock. *Crit Care*. 2015;19:77.
110. Vasilopoulos T1, Morey TE, Dhatariya K, Rice MJ. Limitations of significance testing in clinical research: a review of multiple comparison corrections and effect size calculations with correlated measures. *Anesth Analg*. 2016;122:825-30.
111. Vijayan A, Faubel S, Askenazi DJ, Cerda J, Bihorac A; American Society of Nephrology Acute Kidney Injury Advisory Group. Clinical use of the urine biomarker [TIMP-2] x [IGFBP7] for acute kidney injury risk assessment. *Am J Kidney Dis*. 2016;68:19-28.
112. Vu MM, De Oliveira GS Jr, Mayer KE, Blough JT, Kim JY. A Prospective study assessing complication rates and patient-reported outcomes in breast reconstructions using a novel, deep dermal acellular dermal matrix. *Plast Reconstr Surg Glob Open*. 2016;3:e585.
113. Xu C, Seubert CN, Gravenstein N, Martynuk AE. Propofol, but not etomidate, increases corticosterone levels and induces long-term alteration in hippocampal synaptic activity in neonatal rats. *Neurosci Lett*. 2016;618:1-5.
114. Zou B, Zou F, Shuster JJ, Tighe PJ, Koch GG, Zhou H. On variance estimate for covariate adjustment by propensity score analysis. *Stat Med*. 2016;35:3537-48.
115. Alexander BR, Antigua AD, Rosenberg AF, Caruso LJ, Voils SA, LeClaire AC. Chemoprophylaxis use and risk of venous thromboembolism and death in adult patients following orthotopic liver transplantation. *J Pharm Pract*. 2016;29:218-23.
116. Banner MJ, Tams CG, Euliano NR, Stephan PJ, Leavitt TJ, Martin AD, Al-Rawas NN, Gabrielli AG. Real-time noninvasive estimation of work of breathing using facemask leak-corrected tidal volume during noninvasive pressure support: a validation study. *J Clin Monit Comput* 2016;30:285-94.

PUBLICATIONS (continued)

117. Korenkevych D, Ozragzat-Baslanti T, Thottakkara P, Hobson CE, Pardalos P, Momcilovic P, Bihorac A. The pattern of longitudinal change in serum creatinine and ninety-day mortality after major surgery. *Ann Surg.* 2016;263:1219-27.
118. Tighe PJ, King CD, Zou B, Fillingim RB. Time to onset of sustained postoperative pain relief (SUPPR): evaluation of a new systems-level metric for acute pain management. *Clin J Pain.* 2016;32:371-9.
119. Tighe PJ, Bzduga M, Fillingim RB, Rashidi P, Aytug H, Markov chain evaluation of acute postoperative pain transition states. *Pain.* 2016;157:717-28.
120. Ahmad AS, Shah ZA, Doré S. Protective role of arginase II in cerebral ischemia and excitotoxicity. *J Neurol Neurosci.* 2016;7. pii: 88.
121. Le H, Hangiandreou NJ, Timmerman R, Deit L, Rice M, Janelle GM. Review article: imaging artifacts in echocardiography. *Anesth Analg* 2016;122:633-46. Review.
122. Kamat PK, Kalani A, Ahmad AS. Streptozotocin intracerebroventricular-induced neurotoxicity and brain insulin resistance: a therapeutic intervention for treatment of sporadic Alzheimer's disease (sAD)-like pathology. *Mol Neurobiol.* 2016;53:4548-62.
123. Prasam MK, Horodyski M, Schneider PO, Wendling A, Hagberg CA, Rechtle GR. The effect of cricoid pressure on the unstable cervical spine. *J Emerg Med.* 2016;50:427-32.
124. Tighe PJ. Ising model of the chronification of acute pain: editorial. *Pain Med.* 2016;17:3-4.
125. Zhang J, Xu C, Puentes DL, Seubert CN, Gravenstein N, Martynyuk AE. Role of steroids in hyperexcitatory adverse and anesthetic effects of sevoflurane in neonatal rats. *Neuroendocrinology.* 2016;103:440-51.

CONGRATULATIONS ON OUR NEW PAIN MEDICINE FELLOWSHIP GRANT!

It is our pleasure to announce that Dr. Rene Przkora and the Pain Medicine Fellowship has been awarded an educational grant from Boston Scientific. This grant will help support education efforts in Pain Medicine.

We are also happy to report that the Department of Anesthesiology has recently received several other grants.

PI: Sylvain Doré

Type: National Institutes of Health (NIH) R21

Title: Regulation and Implication of Hemoglobin Clearance in Subarachnoid Hemorrhagic Patients

Amount: \$419,03

PI: Lei Liu

Type: American Heart Association (AHA) Postdoctoral Fellowship

Title: Which Brain Cells Are Responsible For The Neuroprotection Elicited by Nrf2 Induction?

Amount: \$110,300

PI: Avigeeet Gupta

Type: Foundation for Anesthesia Education and Research (FAER) Summer Fellowship

Title: Medical Student Anesthesia Research Fellowship – Summer Program

Amount: \$2,000

PI: Morgan Carson

Type: American Heart Association (AHA) Student Scholarship

Title: AHA 2016 Scientific Councils Student Scholarship in Cerebrovascular Disease

Amount: \$2,000

KUDOS TO CSSALT ON ITS RE-CERTIFICATION!



The Center for Safety, Simulation & Advanced Learning Technologies (CSSALT) has been re-endorsed for the next two years by the American Society of Anesthesiologists (ASA) Simulation Education Network (SEN). SEN is a network of ASA-endorsed simulation programs included in an elite group of centers across the country to deliver training to anesthesiologists. The Center is committed to providing an outstanding experience for anesthesiologist as they maintain their board certification. Courses are developed to realistically recreate challenging clinical scenarios to allow participants to problem-solve in a manner that is similar to actual clinical experience. CSSALT is one of only two centers in the southeast United States encompassing Florida, Georgia, Alabama, Mississippi, Louisiana, and Arkansas.

The American Board of Anesthesiology recognizes simulation training as an innovative, experiential, and contextual learning opportunity to assess and improve practice in areas such as crisis management at an ASA-endorsed simulation center.



We are proud to continue to be part of a network of top-quality educators! For inquiries, please visit <http://simulation.health.ufl.edu/CSSALT/index.php> or email MOCA@anest.ufl.edu.

Q&A WITH BRUCE SPIESS, MD, FAHA

By: Corey Astrom

“Only if you dream big can you solve the big problems.”

– Bruce Spiess, MD

I had a great conversation with the Department of Anesthesiology's new Professor and Associate Chair for Research, Dr. Bruce Spiess. I think that you will be as fascinated as I was by the research that Dr. Spiess has done in the past and what he hopes to bring to our department in the future. Read on to find out more about one of our newest faculty members and where research at UF is headed.



Q: How are you enjoying your new position as Professor and Associate Chair of Research here at UF Anesthesiology?

A: I love it! It was great to come into an environment where ideas are valued and there is an infrastructure for success. Not everything is perfect; there are challenges, but the people in the department want us to succeed. That desire for success means everything to me!

Q: Describe your current line of research and explain its clinical relevance. What aspects of your research are innovative?

A: There are a few things that we are looking at right now. My research has been an evolutionary trail, with one investigatory pathway leading to another. For example, for over 14 years now, I've been working on how to help submariners escape from a disabled submarine and the concomitant issues that arise from this, such as decompression illness, or “the bends,” as it's commonly known, and the need for substitute resuscitation fluids. I and others have created a substance called perfluorocarbon emulsions (PFCs). They are already being used in other parts of the world as a blood substitute in resuscitation, but currently they do not have US FDA approval. We are working toward that. In line with this area of research, I have gotten together a team of great doctors/PhDs, with Tim Morey's support, to bring a pre-clinical hyperbaric research lab built by the US Navy here to UF for mechanistic and applied research. The team includes Drs. Andy Pitkin, Ed McGough, and Cam Smith, among others, and we are working on a business plan to get it all going. As with all research, we need money to really get it off the ground, so we are looking for a donor to enable us to refit the hyperbaric chamber. I may approach NASA and SpaceX for future collaborations. In fact, UF was NASA's medical team for past space launches.

When I talked about my research interests being evolutionary, the idea of using PFCs as a blood substitute in resuscitation evolved into my interest in blood transfusion. I began to look into this area of research to see what was right about it and what was wrong. I have become somewhat outspoken on this issue and am well known for saying, “Blood transfusion is a religion.” By that I mean that blood transfusion, per se, has never had FDA-type efficacy and safety testing. We do not know when it works versus when patients are harmed. In my opinion, there has been no long-standing history done on the risks of this procedure, the risk-to-benefit ratio, or its efficacy. I'm in the

process of writing a book, *Oxygen, Blood, & Death*, that centers on how dependent we are on oxygen to survive, but also how it is oxygen that also ultimately kills us. I believe that physicians have a tremendous misunderstanding of hemoglobin and how it works. Perhaps the next few years of my work will focus on what some of these misconceptions have been and how they have affected large numbers of patients.

Q: What will your next research project be?

A: I would like to work on patient blood management (PBM) — making the patient his or her own blood bank and inventing new technologies for this. There are already ways to do this, but many are cumbersome, time-consuming, and don't work well on a large scale. We need to find new ways to work with a patient's own blood, as we have to when we work with patients who are Jehovah's Witness.

Q: How did you become interested in research as a career path?

A: Well, my parents were both PhD biologists. My father was a World War II vet and a geneticist and my mother was a plant biochemist. I guess it runs in the family; although, when I was younger, I swore that I would never do anything close to research! Now, many exciting moments in my life are the Ah-ha moments derived from research discovery.

Q: Are your own children involved in medical research or any other type of research?

A: I have two amazing grown children. My son is a computer engineer for Amazon and my daughter works as a paralegal. My stepson manages the vineyard that my wife, Heather, and I own in Virginia, First Colony Winery. It's near Charlottesville, about 10 miles from Monticello. Heather runs it now remotely, having retired from owning a company geared toward promoting medical societies nationwide.

Q: Ok, back to research! What is one of your favorite research topics and why?

A: I really love to think about oxygen and life on earth and how it all came together. Research has shown us that life exists because of oxygen, hemoglobin, and how they were originally linked through blue-green algae (anaerobes). Oxygen was toxic to blue-green algae, so they had to evolve a way to de-toxify it; they did this by creating hemoglobin. Over eons, blue-green algae evolved to become our mitochondria and hemoglobin became essential to us as a way to transport oxygen. It's just fascinating!

Q: Well, in looking at events closer to home, what do you like most about being at UF?

A: I very much enjoy being a part of a big academic institution that values quality. I like the opportunities I have to collaborate with so many other really interesting people; there is a lot of interdepartmental work going on that leads to great research and great innovation.

Q: Was the last institution/department you worked for as large as this one?

A: Virginia Commonwealth University, rather, our department in it, was the same size clinically. However, the infrastructure was one-tenth the size, so it felt as if we had no support. It was difficult to get things done and research wasn't a priority.

Q: What are some of the goals that you're looking forward to with the Department of Anesthesiology, and within the Division of Research, specifically? Any changes to the current structure?

A: The Research Division is now gelling into a cohesive, vital, organized system. As this is being written, work is underway

Q&A WITH BRUCE SPIESS, MD, FAHA *(continued)*

to assist all Anesthesiology employees in their pursuit of new knowledge. Our vision is to be the lead research department in Anesthesiology in the United States. That will translate into a mission in support of the concept of the perioperative surgical home. We believe our basic and translational research must have early applicability that enhances survival and reduces morbidity for patients. To enhance the Department's research effectiveness, we are creating electronic access ports to standard operating procedures (SOPs), personnel, biostatistics and editing support, design and data analysis, granting, and regulatory and enduring materials. In addition, the research division will develop a concierge service to make sure that faculty, residents, and students know who to ask for what types of help they need. It is envisioned that within a year, the research division will have ongoing research seminars, a course in "how to do research," and sponsored visiting researchers from around the world. Research needs to be strict and rigorous but it also needs to be fun and exciting. To me, as an artist, research excites the areas of the brain that are so enraptured with creativity! This department has such wonderful, talented people — the research division is here to mentor and help all employees of the department to succeed and follow their ideas

to fruitful ends. We will create the structure so that research is more accessible to all.

Q: Tell me where your research will be in five years.


A: Our labs will be fully outfitted, we will be deeply well funded, and we will be focused on multiple lines of research, including blood, oxygen delivery, coagulation therapies, and new resuscitation fluids for the military, as I have been directly tasked by the Director of Combat Casualties, US Military, on this last line of inquiry.

Q: Any advice for future medical students and researchers?

A: Follow your mind, follow your heart, follow your dreams. Only if you dream big can you solve the big problems. The vast majority of research is yet to be discovered. Look for things that intrigue you and live for the "Ah-ha" moments, when you get clarity.

WANT TO SUBMIT A QUESTION/SUGGEST A DOCTOR TO BE INTERVIEWED?

Email webmaster@anest.ufl.edu and we'll consider it for an upcoming edition.



AWARDS

AACN Beacon Award for Excellence

By: Christina E. Carey

Congratulations to UF Health Shands for being awarded the gold-level American Association of Critical-Care Nurses (AACN) Beacon Award for Excellence.

This award provides a road map and the tools to assist hospital units on their pathway to excellence and honors individual units that distinguish themselves by improving every facet of patient care. It is an affirmation of the various team's commitment at UF Health to make a difference in the lives of patients and their families.

This award applauds those units in North American hospitals that employ evidence-based practices to improve patient and family outcomes. UF Health Shands was awarded Gold for the Cardiovascular Intensive Care Unit, Trauma/Lung Transplant, and the Pediatric Intensive Care Unit (ICU) nursing team; Silver for the Medical Intensive Care Unit; and Bronze for the Post-Anesthesia Care Unit. UF Health's ICU teams are the first in the state to receive the gold honor this year. The Beacon Award is a three-year designation recognizing nursing units that meet stringent criteria; it also identifies healthy work environments that recognize unit caregivers who effectively improve patient outcomes and align practices to AACN's guidelines. Winning teams meet criteria for leadership structures and systems; use appropriate staffing and staff engagement; show effective communication, knowledge management, learning, and development; and employ evidence-based practices and processes. For patients and families, the Beacon Award signifies



unparalleled care through improved outcomes and greater overall satisfaction. For nurses, a Beacon Award indicates that they have created a positive and supportive work environment with greater collaboration between colleagues and leaders, higher morale, and lower turnover.

Who is this mystery Visiting Professor?



Hint: He came to visit the Gator Nation in December 1988.

Email web@anest.ufl.edu if you know who it is!

CONGRATULATIONS ON YOUR ACHIEVEMENTS!



Danielle Cobb, MD, was accepted into the Foundation for Anesthesia Education and Research (FAER) Resident Scholar Program. The mentor to appoint her to the American Society of Anesthesiologists annual meeting in Chicago is Gary R. Stier, MD, MBA.




Ferenc Rabai, MD, a neuroanesthesiology fellow, received a Scientific Achievement Award for his work as the lead author on his poster "Electrophysiologic Monitoring and Provocation Testing in the Treatment of Spinal AV Fistula," from the American Society of Neurophysiological Monitoring, at the annual meeting in Chicago, May 12-15, 2016.



Josh Reynolds, MD, was recognized with a Great Catch Award by the Board Quality Committee for his Great Catch in preventing an entire syringe of 5mg neostigmine (rather than the 0.12mg desired dose) from reaching a 4-kg infant.



Stefanie Vallancourt, DO, was identified as a Scholars' Award finalist at the International Anesthesia Research Society (IARS) 2016 Annual Meeting and International Science Symposium in May of this year. The Board of Trustees and the 2016 Annual Meeting Program Committee selected her as a Scholars' Abstract Award Finalist for her abstract "Massive Cardiac Thrombosis and Disseminated Intravascular Coagulopathy in a Patient with Retained Dead Fetus Syndrome," with over 725 abstracts submitted.



Yu Ning "Margaret" Hsu, MBCh.B, achieved a perfect score on the American Board of Anesthesiology BASIC Exam. The BASIC exam is the first series of exams that are offered to residents in their CA-2 year. It focuses on the scientific basis of clinical anesthetic practice, including areas such as pharmacology, physiology, anatomy, and anesthesia equipment and monitoring.



Drs. Linda Le-Wendling, Barys Ihnatsenka, and Rishi Agarwal were selected for the distinction of Best of Category for the Regional Anesthesia category abstract, "Accurate Needle Entry Point and Angulation Is Crucial in Using Predetermined Depth to Locate the Thoracic Paravertebral Space (TPVS)." Over 725 abstracts were submitted for the IARS 2016 Annual Meeting and International Science Symposium, May 21-24, 2016 in San Francisco.




Claudia Sotillo, MD, was selected as a Resident Delegate for the 2016 American Society of Anesthesiologists annual meeting in Chicago this October.

PROMOTIONS

Please join us in congratulating our faculty who were promoted for their work in educating the next generation of physicians, discovering new knowledge, and continuing our pledge to outstanding patient care at UF Health.


Drs. Yong G. Peng, Steve Robicsek, and Felipe Urdaneta were promoted to Professor effective July 1, 2016.




Drs. Chris Giordano and Patrick Tighe were promoted to Associate Professor effective July 1, 2016.



Dr. Josh Sappenfield has been promoted to Medical Director of the Preoperative Clinic and Chief of the Perioperative Medicine Division.



Our third year resident, Lt. Michael Kaminsky, DO, has been selected for promotion to the rank of Lieutenant Commander (O-4) in the Navy!



PEOPLE IN THE NEWS

Dinesh O. Shah, PhD, has received another award for excellence in his field of study—THE KASH MITTAL AWARD

Dinesh O. Shah, PhD, Professor Emeritus of Chemical Engineering and Anesthesiology at UF, attended the 21st International Symposium on Surfactants in Solutions, June 5-11, 2016, in Jenin, China, to receive **The Kash Mittal Award** and present the first Plenary Lecture. This award is given to a scientist who has made outstanding research contributions to surface and colloid science. Dr. Shah is only the eighth recipient of this award since its inception and is one of the world's foremost leaders in this field.



In 1970, Dr. Shah was recruited by Jerome Modell, MD, DSc (Hon), then Chairman of Anesthesiology, to be a faculty member in the Departments of Anesthesiology and Chemical Engineering at the University of Florida. Dr. Modell states, "Dr. Shah was extremely impressive and had a very ambitious goal for his future as an academician. My expectations for him were very high, however, he exceeded those expectations in every sense possible."

It is impossible to list all of Dr. Shah's contributions to the field of surface chemistry and colloid science. He has mentored approximately 50 PhD students during his academic career, published close to 400 research papers, been awarded 12 patents, and has received more awards from the University of Florida and internationally than can be listed in this short article.

One of Dr. Shah's greatest contributions was his voluntary service to Dharmasinh Desai University (DDU) to establish The Research Center of Surface Science and Nanotechnology. In appreciation, the DDU named it the "Shah-Schulman Center for Surface Science and Nanotechnology." From 2008 to 2015, he was named Founding Director of the Center.

In addition to his accomplishments as a scientist, teacher, and humanitarian, Dr. Shah is also a force in the world of art. His contributions to the arts of poetry and music are many. He has written poetry since his early childhood and his first book of poetry, *Parab Tara Pani*, was published in 1986.

In a recent letter to Dr. Modell, this man of so many talents and accomplishments wrote, "I humbly feel that some invisible force has showered all of these blessings on me over the years, including blessings and best wishes from elders and well-wishers. All I have done is to do my job with love, dedication, and enthusiasm as a teacher, researcher, and a scholar of surface science and nanotechnology." **Yes, Dr. Modell was correct – Dinesh Shah exceeds all of our expectations and we congratulate him on receiving this great honor.**

WELCOME TO OUR NEW ANESTHESIOLOGY FACULTY!



Dr. Ajay Antony joined us on July 1, 2016, as an Assistant Professor for the Division of Chronic Pain. He comes to us from our very own department where he served as Chief Resident and completed his internship and fellowship in Pain Medicine. Dr. Antony was awarded the Michael E. Mahla Outstanding Resident of the Year Award, Best Resident for Outstanding Dedication and Service to the Department, and Outstanding Resident Teacher Award. He completed his Bachelor of Science in Integrative Biology at "the Gator Nation" and earned his medical degree at

St. George University School of Medicine in Grenada, West Indies. He is certified in Advanced Cardiac Life Support and Basic Cardiac Life Support and is a member of many professional academic societies such as the American Society of Anesthesiologists, the Alpha Omega Alpha Honor Medical Society, and many more.



Dr. Lauren Berkow joined us on September 1, 2016, as an Associate Professor for the Division of Neuroanesthesia and as Director of Anesthesia Supplies and Equipment. She comes to us from the Johns Hopkins School of Medicine in Baltimore, Maryland, where she served as an Associate Chief for the Division of Neuroanesthesia. Dr. Berkow was also Director of Airway Education at Johns Hopkins, as she focuses on difficult airway management in addition to neuroanesthesia. Dr. Berkow earned her Bachelor's at Cornell University in Ithaca, New York, and her medical degree at

the University of Maryland School of Medicine in Baltimore. She completed her surgical residency at Cedars-Sinai Medical Center in Los Angeles and Nassau County Medical Center in East Meadow, New York. She also completed an anesthesia residency at Johns Hopkins Hospital and earned a Business of Medicine Graduate Certificate from The Johns Hopkins Carey Business School. While working at Johns Hopkins, she held many positions such as Instructor, Assistant Residency Director, and Associate Professor of Anesthesia and Critical Care Medicine, as well as Associate Professor of Otolaryngology and Head and Neck Surgery (Adjunct). In 2015, she was presented the Maryland Hospitals for a Healthy Environment Physician for Environmental Health Award. In addition, she has spoken at many events on the topics of "Greening the Operating Rooms" and "Sustainability in Medicine and Anesthesia."



Dr. Derek Covington joined us on July 1, 2016, as an Assistant Professor for the Division of Multispecialty Anesthesiology, and comes to us from the University of California Irvine School of Medicine, where he was an Assistant Clinical Professor of Anesthesiology and a Partner in SD Botox. He completed his Bachelor of Arts in Neuroscience, graduating Magna Cum Laude from the University of Southern California in Los Angeles, and earned his medical degree from the University of Nevada School of Medicine. Dr. Covington interned and completed his residency in

anesthesiology and perioperative medicine at the University of Miami Miller School of Medicine/Jackson Memorial Hospital. He also completed his fellowship at the University of California-San Diego in the Department of Undersea and Hyperbaric Medicine. He is a member of many professional academic societies such as the Undersea and Hyperbaric Medical Society, the American Society of Anesthesiologists, the Alpha Omega Alpha Honor Medical Society, and many more. Dr. Covington was the Medical Director for Dive Safety International and was one of two physicians on-site for long-distance swimmer Diana Nyad during her record-breaking swim from Havana, Cuba to Key West, Florida.



Dr. Lorent Duce joined us on September 1, 2016, as an Assistant Professor for the Division of Cardiothoracic Anesthesia. He comes to us from Duke University where he just completed a fellowship in Adult Cardiothoracic Anesthesia. Dr. Duce earned his Bachelor of Science in Nursing at Florida State University and his medical degree at the University of South Florida. He also completed a general surgery residency at the University of Michigan, as well as his anesthesiology residency at Northwestern University. Dr. Duce was the division representative for the McGaw Residents and

Fellow Forum and he is a member of the American Society of Anesthesiologists.



Dr. Sasha Grek joined us on May 16, 2016, as an Assistant Professor of Anesthesiology and Critical Care Medicine, and comes to us from Select Medical in Gainesville, where he was the National Critical Care Services Director, Regional Medical Director, and Medical Director. Dr. Grek earned his Bachelor of Science in electrical/computer engineering at Florida State University and then joined the "Gator Nation" for his medical degree. He also completed his internship in general surgery, a residency in clinical anesthesiology, and a fellowship in critical care medicine,

all at UF Health. Dr. Grek is also a Major in the United States Air Force and has received many military accolades such as Force Reconnaissance Marine Team Leader and Marine Corps Scout Sniper. He is certified in Advanced Trauma Life Support and Advanced Cardiac Life Support.



Dr. Sanjeev Kumar joined us on Monday, January 4, 2016, as an Assistant Professor and will be working mainly in the operating room. He comes to us from our very own Jacksonville campus, where he was an Assistant Professor in the Department of Anesthesiology. Dr. Kumar earned his Bachelor of Medicine, Bachelor of Surgery from Delhi University in India. He worked at Delhi University/Safdarjung Hospital for his residency training. Dr. Kumar interned and was a resident at Wayne State University/Detroit Medical Center in Detroit, Michigan; he completed

his fellowship training there as well. He is certified in anesthesiology and pain medicine by the American Board of Anesthesiology. He holds a Medical Doctor License, Controlled Substance License, DEA License, and is ECFMG certified. Dr. Kumar is an editor for the Indian Journal of Pain, an active reviewer for the Journal of General Internal Medicine, and a past reviewer for Pain Practice. He is a member of several professional societies such as the Society for Pain Practice Management, American Society of Interventional Pain Physicians, American Society of Anesthesiology, International Anesthesia Research Society, and he is a Secretary of the Society for Awareness in Medical Emergency. He also speaks four languages: English, Hindi, Bangla, and Bhojpuri.



Dr. Brandon Lopez joined us on August 1, 2016, as an Assistant Professor for the Division of Obstetric Anesthesia. He comes to us from Vanderbilt University Medical Center in Nashville, where he was an obstetric anesthesia fellow. Dr. Lopez earned his Bachelor of Business Administration, graduating Summa Cum Laude from Loyola University in New Orleans. He earned his medical degree at Louisiana State University Health Sciences Center and completed his internship, residency, and fellowship at Vanderbilt University Medical Center. Dr. Lopez has also

served as Co-President of the LSU student-run homeless clinics, where he provided healthcare to the homeless of the New Orleans community through Ozanam Inn men's shelter. Dr. Lopez is a member of the American Society of Anesthesiologists and the American Medical Association.



Dr. Edward McGough joined us on June 6, 2016, as an Associate Professor in the Divisions of Cardiovascular Anesthesia and Critical Care Medicine, and comes to us from Memorial Medical Center and Plaza Surgery Center in Jacksonville, where he was a Staff Anesthesiologist. He is a Diplomate for the American Board of Anesthesiology in anesthesiology and critical care medicine and for the National Board of Echocardiography in advanced perioperative transesophageal echocardiography; he also holds a special Certificate of Competency in Critical Care. Dr.

McGough earned his Bachelor of Science degree at the University of Michigan in Ann Arbor, and his medical degree from the University of Michigan Medical School. He came to the "Gator Nation" to complete his residency and fellowship in critical care medicine.

WELCOME NEW FACULTY! *(continued)*



Dr. Sungho Oh joined us as a Simulation and Education Research Engineer. He comes to us from Daegu Research Center for Medical Devices and Rehabilitation at the Korea Institute of Machinery and Materials in Daegu, South Korea, where he was a Senior Researcher. Dr. Oh earned his Bachelor of Science in Communication and Radio Engineering at Hanyang University in Seoul. He pursued his Master's in Electrical Engineering and his doctorate in Biomedical Engineering at UF. As a Senior Researcher, he worked on patient monitoring technologies and researched

the effects of vasodilation in targeted temperature management, as well as wearable device technologies for cardiac signal monitoring. He has made valuable contributions to many publications and is also a member of several professional societies such as the Korean Society for Simulation in Healthcare, the Korean Society for Anesthetic Pharmacology, and the Small and Medium Business Administration.



Dr. Ramachandran Ramani joined us in January as an Associate Professor for the Division of Neuroanesthesia, and comes to us from the Yale University School of Medicine, where he was an Associate Professor in the Department of Anesthesiology. Dr. Ramani earned his Bachelor of Science, Bachelor of Surgery from Delhi University in India. He completed his medical degree at the Institute of Medical Education and Research in Chandigarh, India. Dr. Ramani worked at Maimonides Medical Center in Brooklyn, New York, for his residency training, where he

was Chief Resident, and he completed a neuroanesthesia research fellowship at the University of Iowa. He is approved by the National Board of Examination in New Delhi, India, and is certified by the American Board of Anesthesiologists. Dr. Ramani's primary research focus is in functional MRI and its applications in anesthesia. He is an active member of the Education Committee of the Society of Neuroanesthesia and Critical Care and the Postoperative Visual Loss study group. He serves as an ad hoc reviewer for many journals such as *Anesthesia & Analgesia*, *European Journal of Neurology*, and *PLoS ONE*, just to name a few.



Dr. Heather Reed joined us on August 8, 2016, as an Assistant Professor for the Division of Cardiothoracic Anesthesia, and comes to us from the University of Washington in Seattle, where she was a cardiac anesthesiology fellow. Dr. Reed earned her Bachelor of Science in Cellular and Molecular Biology at the University of Michigan; another Bachelor's in Nursing at Emory University School of Nursing in Atlanta Georgia, and her medical degree from Saba University School of Medicine in Saba, Netherlands-Antilles. She completed her

internship and residency at the University of Florida, where she was the Chief Resident and class representative. She currently serves as a member of the UF Department of Anesthesiology Program Evaluation Committee and Education Committee. Dr. Reed is also a member of the American Society of Anesthesiologists, the American Society of Echocardiography, the Society of Cardiovascular Anesthesiologists, and the Florida Society of Anesthesiologists.



Dr. Penny Reynolds joined us as an Assistant Professor and comes to us from Virginia Commonwealth University School of Medicine in Richmond, where she worked as an Assistant Professor in Anesthesiology and as a project leader on a Department of Defense (DoD)-funded project. Dr. Reynolds earned her Bachelor of Science in Wildlife Biology, as well as her Master of Science in Zoology at the University of Guelph in Ontario, Canada. She also received her Master of Science in Biometry and her Doctor of Philosophy in Zoology and Statistics at the University of

Wisconsin in Madison. As a DoD project leader, she investigated the effects of high-dose vitamin C and its potential to reduce the acute coagulopathy of trauma in a swine

model of traumatic injury and hemorrhagic shock. She holds extensive quantitative experience in statistical experimental design, modeling, and analyses. Dr. Reynolds has published many papers, conference presentations, and abstracts. She has also acted as a consultant to numerous clinical faculty members in Emergency Medicine, Anesthesiology, and Trauma Surgery.



Dr. Taran Sangari joined us on May 16, 2016, as an Associate Professor and Associate Chief of Pediatric Anesthesia, and he comes to us from Valley Children's Place in Madera, California, where he was a Staff Anesthesiologist in the Department of Pediatric Anesthesia & Pain Medicine. He earned his Bachelor of Medicine, Bachelor of Surgery from the University of Gulbarga Mahadevappa Rampure Medical College in Karnataka, India, and completed several residencies in New Delhi at the Safdarjang Hospital; in Cleveland, Ohio, at the Cleveland Clinic Foundation, and

in Little Rock, Arkansas, at the University of Arkansas for Medical Sciences. Dr. Sangari completed his fellowship at Arkansas Children's Hospital in the Division of Pediatric Anesthesiology, Pain Medicine, and Pediatric Congenital Cardiothoracic Anesthesiology. He was also the Director of Acute Pain Medicine, Associate Professor of Anesthesiology, and Director of Pediatric Pain Medicine there. He is certified in Medical Acupuncture for Physicians from Helms Medical Institute in Berkeley, California.



Dr. Bruce Spiess joined us on May 16, 2016, as an Associate Professor and Associate Chief of Pediatric Anesthesia, and he comes to us from Valley Children's Place in Madera, California, where he was a Staff Anesthesiologist in the Department of Pediatric Anesthesia & Pain Medicine. He earned his Bachelor of Medicine, Bachelor of Surgery from the University of Gulbarga Mahadevappa Rampure Medical College in Karnataka, India, and completed several residencies in New Delhi at the Safdarjang Hospital; in Cleveland, Ohio, at the Cleveland Clinic Foundation, and

in Little Rock, Arkansas, at the University of Arkansas for Medical Sciences. Dr. Sangari completed his fellowship at Arkansas Children's Hospital in the Division of Pediatric Anesthesiology, Pain Medicine, and Pediatric Congenital Cardiothoracic Anesthesiology. He was also the Director of Acute Pain Medicine, Associate Professor of Anesthesiology, and Director of Pediatric Pain Medicine there. He is certified in Medical Acupuncture for Physicians from Helms Medical Institute in Berkeley, California.



Dr. Richa Wardhan joined us on October 17, 2016, as an Assistant Professor, and she comes to us from Yale University School of Medicine in New Haven, Connecticut, where she was an Assistant Professor and Fellowship Director of Regional Anesthesia. She also developed and implemented both clinical and educational components at Yale and the Saint Raphael Campuses of the Yale Department of Anesthesiology Regional Subdivision. Dr. Wardhan earned her Bachelor's of Medicine, Bachelor of Surgery at Gandhi Medical College in Bhopal M.P., India and

her medical degree in Residency Anesthesiology at PT. Jawahar Lal Nehru Memorial Medical College in Raipur, India. She completed her internship in Internal Medicine at Griffin Hospital in Derby, Connecticut; an Anesthesiology Residency at Yale University School of Medicine; and a Postdoctoral Fellowship in Regional Anesthesiology at the University of Pittsburgh Medical Center. Dr. Wardhan is a member of the American Board of Anesthesiology and the International Anesthesia Research Society. She has also made a great number of contributions to publications, peer-reviewed educational material and abstracts.

WELCOME TO OUR NEW ANESTHESIOLOGY STAFF!



Vera Barnes joined us on July 8, 2016, as our new Administrative Assistant in the Division of Critical Care Medicine, filling the vacant Administrative Assistant position following Deb Kahakua's transition to the education office. Ms. Barnes comes to us from the College of Dentistry, where she has served as a Program Assistant since 2010.



Nicole Bristow joined us on Friday, August 5, 2016, as a Research Administrator II and comes to us from the UF Department of Psychiatry, where she worked as a Research Coordinator III. Ms. Bristow earned her Bachelor of Arts in Business Administration at UF with a specialization in Mass Communication. Later, she continued school to pursue a Master of Business Administration at Ashford University with a specialization in Finance. As a Research Coordinator III, she submitted reports to the department Chair, Director, and Chief Researchers regarding the number of proposal submissions, awarded grants, types of submissions, and the amount of funds received. She also served as an Accountant for the Department of Psychiatry where she assisted with calculations to prepare budgets for proposed awards.



Amy M. Gunnett, RN, CCRC, joined us on September 22, 2016, as a Clinical Research Coordinator III and comes to us from Pediatric Hepatology and Gastroenterology, where she worked as a Senior Registered Nurse Specialist/Clinical Trials Coordinator for UF Health Hepatology Research. Mrs. Gunnett earned her Associate of Arts and Science from Santa Fe Community College and is a Florida licensed registered nurse. She is also a certified Clinical Research Coordinator by the Association of Clinical Research Professionals, with certification in basic life

support by the American Heart Association, as well as certification in shipping infectious and biological substances through DOT/IATA/ICAO. Mrs. Gunnett is a member of several professional societies, including the American Association for the Study of Liver Diseases and the Association of Clinical Research Professionals.



Amanda Lowe joined us on Friday, March 11, 2016, as an Accountant III and comes to us from the College of Medicine where she was an Accounting Coordinator II. She prepared and published the College of Medicine's monthly financial statements, including their year-end processing. She received her Bachelor of Science in Microbiology from the University of Florida, where she researched organic and analytical chemistry in a Microbiology and Immunology lab. Later, Ms. Lowe went on to earn her Master's in accounting from UF. In the past, she has worked for the Department of Pathology as a Research Coordinator III and a Senior Biological Scientist.



Mary Jane Michael, RN, BSN, MS, CCRC, joined the Department of Anesthesiology as a Manager of Clinical Research. She comes to us from Virginia Commonwealth University School of Medicine in Richmond, where she worked as a research program manager for the Department of Anesthesiology. Ms. Michael earned her Bachelor of Science in Nursing as well as her Master of Science with minors in Nursing Administration and Education at Virginia Commonwealth University. As a research program manager, she was responsible for the

organization and oversight of a \$5.5 million dollar grant sponsored by the Department of Defense, US Army Combat Casualty Research Command. She is a clinical research coordinator certified by the Association of Clinical Research Professionals and a member

of Sigma Theta Tau National Nursing Honor Society. Ms. Michael has published a number of case series, oral presentations, and poster presentations for various scientific and academic conferences. and a Senior Biological Scientist.



Justine Nicholas, MS, joined us on August 1, 2016, as a Clinical Research Coordinator III. The focus of her work will be coordinating Dr. Tighe's R01 and Dr. Sappenfield's PCORI-funded clinical trials. She comes to us from the Department of Environmental and Global Health, where she worked as a Graduate Research Assistant. Ms. Nicholas earned her Bachelor of Science in Biology at Valdosta State University and returned to the Swamp for her Master's in Veterinary Medical Sciences. In her previous roles, she worked with a team of nine researchers on two projects,

as well as collaborated with two Principal Investigators and four faculty members on achieving several research aims. She also organized and curated the first ever TEDx event in Belize, covering topics such as women in leadership, environment, and culture, and the influence of the media. Ms. Nicholas is a member of the Society of Toxicology and the Society of Environmental Toxicology and Chemistry. She has many skills in laboratory training and has published a number of abstracts, posters, and presentations.



Kathy Parrish joined us as the new Administrative Support Assistant II to the Department of Anesthesiology, Division of Research. Mrs. Parrish recently graduated from Saint Leo University with a Bachelor's in Psychology; she also has an Associate's degree in Elementary Education from Florida Gateway College. Mrs. Parrish was previously employed at Lake Butler Elementary School as an ESE Paraprofessional for seven years before joining us in the Department of Anesthesiology. When Mrs. Parrish is not working, she is actively involved in her church with their

youth groups and missions. She is an administration support member for Operation Christmas Child, which helps prepare shoeboxes for children in other countries so they are able to have Christmas gifts. In her spare time, she likes to relax by hunting, fishing, and spending time with family. Mrs. Parrish is looking forward to new challenges and having a successful career here at UF and the College of Medicine.



Robin M. Vaughan joined us on Friday, June 3, 2016, as the Assistant Director for Finance and Reporting. She comes to us from the UF Health Department of Medicine where she worked as an Accounting Coordinator III. Ms. Vaughan earned her Bachelor of Science in Sociology at Towson University in Towson, Maryland. She served eight years of active duty in the U.S. Army Military Police Corps before joining the civilian workforce. She worked at Military Professional Resources Inc. as a Law Enforcement/Force Protection Analyst where she analyzed and evaluated

programs to determine the effectiveness of line program operations in meeting established goals and objectives. She has also held many positions with the U.S. Army Installation Management Command, including Security Specialist, Acting Division Executive Officer, G3-Operations Executive Officer, and Program Management Analyst.

IN MEMORIAM

**Gregory M. Gullahorn, MD,
FCCP, MC, USN
(1960-2016)**

It is with great sorrow that we announce the passing of Captain Gregory M. Gullahorn, MD, FCCP, MC, USN, born November 21, 1960. He passed away unexpectedly on Wednesday, March 9, 2016. It is hard for us to express in words what a wonderful person Dr. Gullahorn was. He did so much good while he was here and touched so many lives. We are proud and fortunate to have had him in our lives. Dr. Gullahorn was preceded by his father, John T. Gullahorn and is survived by his wife of 33 years, Kathy, nee Carlson, his two children, Annika and Britta, his mother, Jeanne, his sister, Leslie Olson and her husband, Charlie, his sister, Laurie Thibodeau, her husband, Ricky, and their children, his niece and nephew, Juliette and Jonathan.



Dr. Gullahorn was born in Lansing, Michigan on November 21, 1960, where he spent the majority of his childhood, interspersed with sabbaticals to Wales and Virginia. After graduating from East Lansing High School, he attended Michigan State University. He earned his medical degree from Northwestern Medical School and completed his residency in anesthesiology at the University of Florida. Dr. Gullahorn followed his residency with a fellowship in critical care medicine. He was a member of Alpha Omega Alpha Medical Honor Society, received multiple academic awards, and graduated with distinction. He and his wife moved to San Diego, where they raised two exceptional daughters who are now in college at Syracuse University and Boston College. He was a loving father, always supporting and encouraging his children to love life and pursue their dreams.

Dr. Gullahorn joined the Navy in 1982 and advanced to the rank of Captain in 2004. He earned numerous awards and commendations for his excellent work and service. He served in Somalia in 1992 and in Landstuhl, Germany in 2008. He was an educator at the Naval Medical Center San Diego and was appointed Department Chair of Anesthesiology in 2011. He also sat on the Board of Directors for the California Society of Anesthesiologists. Dr. Gullahorn cared deeply not only for his patients, but also for public and global health overall. He volunteered his time and his service to Operation Smile in Moscow and Vietnam, as well as the Mercy Outreach Surgical Team. He was a truly incredible person who always brought happiness, smiles, and laughter to all of those around him. He was extremely bright and exceedingly humble. He cared much more about the work he was doing for others than for receiving recognition for it. He was loving, gentle, and kind. He inspired those around him. He had a lovely sense of calmness and patience, finding a silver lining in any situation.

We are so fortunate to have had the honor to share in such a wonderful, fun-loving, and generous life, and he will always remain forever in our hearts and our smiles. We are better people for having him in our lives. Memorial services were held at Fort Rosecrans on Thursday, March 17, 2016. ***In lieu of flowers, please direct any donations to Mercy Outreach Surgical Team (MOST). Donations can be made online at www.scripps.org/giving.***

IN MEMORIAM

**Annette Pashayan, MD
(1953-2016)**

Annette Pashayan, MD, passed away after a lengthy illness at Kate B. Reynolds Hospice Home on October 3, 2016. She was surrounded by loving family and her dog, Fritz.



Dr. Pashayan was born in Lehigh, Pennsylvania, June 25, 1953, to Serge and Annette Grynkeiwich. She finished high school a year early in the eleventh grade at Moravian Seminary for Girls to attend Lafayette College, where she met the love of her life, Mark Pashayan, MD, and they were married after graduation, on June 8, 1974. Both attended Bowman Gray School of Medicine, graduating in 1978. Dr. Pashayan completed a residency in anesthesiology at the University of Florida and a fellowship in neuroanesthesiology at UF and the Mayo Clinic. She was also an Associate Professor of Anesthesiology at the UF Department of Anesthesiology. She loved clinical medicine, and was very involved in teaching and research before becoming ill in 1994. The family relocated to Winston-Salem in 1995. After a period of recuperation, Annette worked in the Department of Anesthesiology at Bowman Gray School of Medicine and joined the Anesthesiology faculty at the University of North Carolina at Chapel Hill in 2001. In 2005, she entered private practice in Greensboro. She retired from Gate City Anesthesia in 2012 when the progression of her illness made it impossible for her to continue to work.

Dr. Pashayan's childhood study of music led to a lifelong "second career" as a singer. She studied voice for many years and sang as a soloist with various church choirs, as well as with the Robert Shaw Festival Chorale for three seasons at Carnegie Hall. She sang locally with the Piedmont Chamber Singers, the Bel Canto Company, St. Leo's Catholic Church, Centenary United Methodist Church, and St. Anne's Episcopal Church. During her extensive medical care, Dr. Pashayan began writing poetry, and through her work, she obtained a grant from the Winston-Salem Arts Council to commission a composer to set them to music. The result of this collaboration with Israeli composer, Ella Milch-Sheriff, was a song cycle for mezzo-soprano and string quartet, "Songs from the Edge." The piece was premiered at the Chautauqua Institution Main Stage in 2006 and has had performances in Israel, Virginia, and Winston-Salem. It will have a European Premiere in Vienna in September 2017.

Dr. Pashayan is survived by her husband, Mark; sons Charles and Alexander and their wives, Andrea and Melissa; her brothers Gary and Serge; and numerous nieces and nephews. She is very grateful for the care she received from the oncologists and radiation oncologists at the University of Florida and Wake Forest Baptist Health. Dr. Pashayan was cared for by many wonderful nurses, clinical assistants, and administrative staff.

Her entire family is grateful for the help of friends, relatives, church family, and most recently, the Kate B. Reynolds Hospice Home, where her final days were made comfortable for all. There was a memorial service on Thursday, October 6 at St. Anne's Episcopal Church. ***In lieu of flowers, Dr. Pashayan and her family would appreciate donations to Kate B. Reynolds Hospice Home or Project Pearl. Online condolences may be made to www.salemfh.com.***

IN MEMORIAM

**Ronald (Ronnie) Freeman, MD
(1962-2016)**

Ronald (Ronnie) Freeman, MD, age 53, passed away Wednesday, August 10, 2016. He was born September 30, 1962, in Vereeniging, South Africa, to Daniel and Johanna Elizabeth (Martins) Freeman.



Dr. Freeman earned his medical degree at the University of Pretoria in South Africa. He came to the United States in 1993 to study and travel. He completed his internship at the University of Kentucky, an anesthesiology residency at the University of Alabama, and a critical care fellowship at the University of Florida. After some years in South Africa and in Alabama, he returned to Gainesville in 2008. At the time of his death, he was employed at the Orthopedic Institute. Dr. Freeman was a huge rugby fan and loved cheering on the Lions and the Springboks. He was at his happiest in the outdoors with his family by his side. Dr. Freeman was compassionate and always brought a laugh to any gathering. He will be missed by all who knew him, most of whom would probably have a funny story to tell about him. Ronnie was a member of Westside Baptist Church. He is survived by his wife of 24 years, Esmelda, and their three children, Daniel Freeman, Sara Freeman, and Asha Freeman, and his brother, Adrian Freeman.

A celebration of Ronald's life was held Friday, August 19, 2016 at Westside Baptist Church, with Pastor David Chauncey officiating. *For those who wish, memorials may be made to Florida Baptist Children's Home, P.O. Box 8190, Lakeland, FL 33802. Please visit his memorial page at www.williamsthasfuneralhome.com.*

VOLUNTEERS ARE ENCOURAGED!



The University of Florida highly encourages volunteering and promotes assistance for the community and its neighbors. Some of the Department of Anesthesiology faculty practice this great habit by giving back to organizations such as the Helping Hands Clinic. "We REALLY could use help at the Helping Hands Clinic for the homeless. Anyone can help because there are medical and non-medical things to do," said Dr. Gordon Gibby. The clinic is operated at the Salvation Army Lodge in downtown Gainesville, which serves the physical and mental well-being of the homeless and nearly homeless. Social workers, advanced registered nurse practitioners, physicians, and community service volunteers staff the clinic. It is open on Mondays from 4:30pm to 7pm and Thursdays from 1:30pm to 7pm. Service from this clinic to the homeless includes clothing, primary care, pharmacy, psychiatric treatment, showers, evening meals, and so much more.

There are many other volunteer opportunities in Gainesville, including the Gainesville Community Ministries and Women's Health Research Center. To find other multidisciplinary community health programs and services, check out <https://UFHealth.org/community-programs>.



Dr. Gordon Gibby

We work hard in the operating room but play even harder on the field!

The Department of Anesthesiology family had a blast competing for gold in the Hammerhead Olympic Triathlon (HOT) at Camp Blanding in Jacksonville, FL, held on August 28, 2016. In a field of nearly 700 racers, our residents, faculty, and department family took home six medals!

The HOT is held annually at the Camp Blanding Military Reservation, located 30 miles southwest of Jacksonville. The swim was in Kingsley Lake, one of Florida's pristine waterways (with no sharks!). The bike course was within Camp Blanding and the run was flat out and back.

Thanks to everyone who participated and a shout out to the following winners:



(left to right): Dr. Mark Hotchkiss (1st place, Clydesdales), Dr. Kayser Enneking (1st place, Athena), Dr. Dustin Hegland (1st place, men 35-39), Julie Morey (2nd place, women 45-49), Karen Hegland (3rd place, women 35-39), and Dr. Adam Wendling (3rd place, men 40-44). Not shown are Drs. Morey, B. Ihnatsenka, and O. Ihnatsenka. *All of them are top notch endurance athletes and enduring friends!*

BON VOYAGE, FRIENDS

This year our department had the unfortunate job of saying goodbye to many good friends and dedicated physicians and staff. We sent them on their journeys to new places and exciting adventures with our warmest wishes for success and the hopes that they won't forget us as they forge ahead and carry on the great name of UF Anesthesiology. If you would like to keep up with anyone who moved on, here's where you can find them:

Gijo Alex, MD: Children's Medical Center, University of Texas Southwestern Medical Center, Dallas

Kent Berg, MD: Thomas Jefferson University, Philadelphia

Azra Bihorac, MD: Department of Internal Medicine, University of Florida, Gainesville

Christina Carey: Media Specialist with the Miami Heat

Cindy Le, MD: Private practice, Nashville

Madalyn Murray, MA: Cultural ambassador, China

Carl Peters, MD: Retired

Tyler Sudweeks, MD: Private practice, Spokane, WA

Melissa Vu, MD: Private practice, Gainesville



Gijo Alex, MD



Kent Berg, MD



Azra Bihorac, MD



Christina Carey



Cindy Le, MD



Madalyn Murray, MA



Carl Peters, MD



Tyler Sudweeks, MD




Melissa Vu, MD



CONGRATULATIONS UF!

The University of Florida College of Medicine celebrates its 60th anniversary.



FUNDRAISING

Support the Gravenstein Scholars Program

Join the Department of Anesthesiology faculty and alumni in supporting medical education and research. At this time, our philanthropic focus is on completing the Gravenstein Scholars Program endowment. The Gravenstein Scholars Program, named in honor of the Gravenstein family members who have contributed so significantly to anesthesiology at the University of Florida, was established to accomplish the following:

1. To increase the number of anesthesiology residents at the University of Florida who choose academic careers.
2. To increase the research productivity and contributions of anesthesiology residents.
3. To prepare anesthesiology residents to conduct productive, independent research.

To contribute, you can donate online at goo.gl/REUsok

ANESTHESIOLOGY ALUMNI ASSOCIATION OF FLORIDA, INC. DUES STATEMENT 2016

<input type="checkbox"/> Full Membership (MDs)	\$35.00	\$ _____
<input type="checkbox"/> Associate Membership (non-MDs)	\$17.50	\$ _____
<input type="checkbox"/> Lifetime Membership	\$500.00	\$ _____
	TOTAL DUES	\$ _____
<input type="checkbox"/> Donation to AAAF General Fund		\$ _____

Name/Address (please print)

☐ Check here if new address

Email _____



Mail to:
AAAF, Inc.
c/o Joyce Myers
P.O. Box 13417
Gainesville, FL 32604-1417